

AGRO-INVEST UAIndex

This material is copyrighted. Reproduction in any form including photocopies, facsimile, digital or electronic reproduction without the express written consent of UKRAGROCONSULT is strictly prohibited.

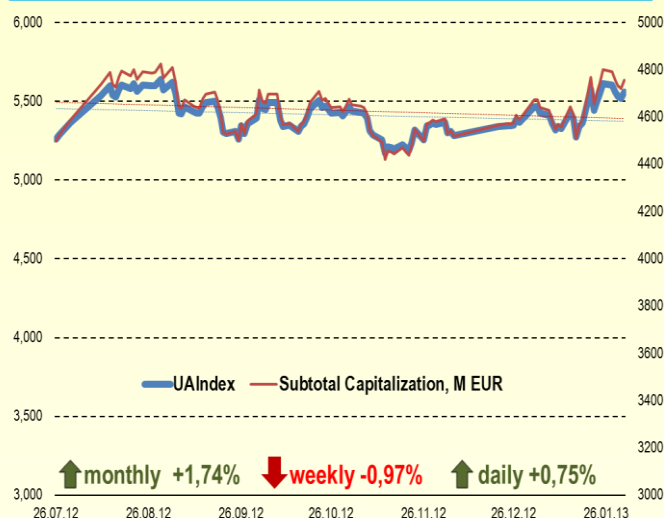
Daily Issue, Monday, February 4th, 2013

Market Watch

On Friday, February 1st UAIndex grew by +0.75%, ending the trading session with 4754,61. Meat production might increase for Ukraine by 3-4% in 2013.

For the full version of daily report as well as other services of Agro Invest UAIndex, please subscribe to Daily UAIndex Issues by following the link: <http://www.uaindex.net/services>

UAIndex: Annual Performance



Best Performing Companies (Capitalization)

| Company | Ticker | Last | Daily δ | Volume |
|---------|--------|----------|----------------|--------|
| Astarta | AST | 388,02 | 8,31% | 11 525 |
| MHP | MHPC | 1 369,21 | 4,60% | 80 604 |
| Ovostar | OVO | 143,27 | 1,67% | 18 |

Worst Performing Companies (Capitalization)

| Company | Ticker | Last | Daily δ | Volume |
|-------------|--------|--------|----------------|--------|
| Alpcot Agro | ALPA | 64,59 | -4,06% | 16 480 |
| Avangard | AVGR | 532,76 | -3,16% | 25 780 |
| Mriya | MAYA | 491,94 | -2,53% | 0 |

Volume Leaders (Trading volume)

| Company | Ticker | Last | Daily δ | Volume |
|---------|--------|----------|----------------|--------|
| MHP | MHPC | 1 369,21 | 4,60% | 80 604 |
| IMC | IMC | 116,97 | -0,05% | 72 279 |
| Kernel | KER | 1 300,90 | -1,59% | 67 382 |

News and Updates

- Meat production might increase for Ukraine by 3-4% in 2013.

Currency Rates, EUR

| | Last | Daily | Weekly | Monthly | Annual |
|-----|------|-------|--------|---------|--------|
| PLN | 4,17 | -0,5% | -0,4% | 1,4% | -7,4% |
| GBP | 0,87 | 1,3% | 1,7% | 6,9% | 5,1% |
| USD | 1,36 | 0,9% | 1,4% | 4,4% | 6,0% |
| SEK | 8,60 | 0,0% | -0,8% | 0,7% | -2,7% |

Commodity Prices

| | Last | Daily | Weekly | Monthly | Annual |
|-----------|---------|-------|--------|---------|--------|
| Crude oil | 97,77 | 0,3% | 2,0% | 7,7% | -4,0% |
| Wheat | 765,00 | -1,8% | -1,5% | -1,7% | 21,6% |
| Corn | 736,00 | -0,6% | 2,1% | 6,1% | 14,4% |
| Soya | 1474,20 | 0,4% | 2,3% | 3,5% | 22,7% |
| Sugar | 511,60 | 2,4% | 5,1% | -2,0% | -19,1% |

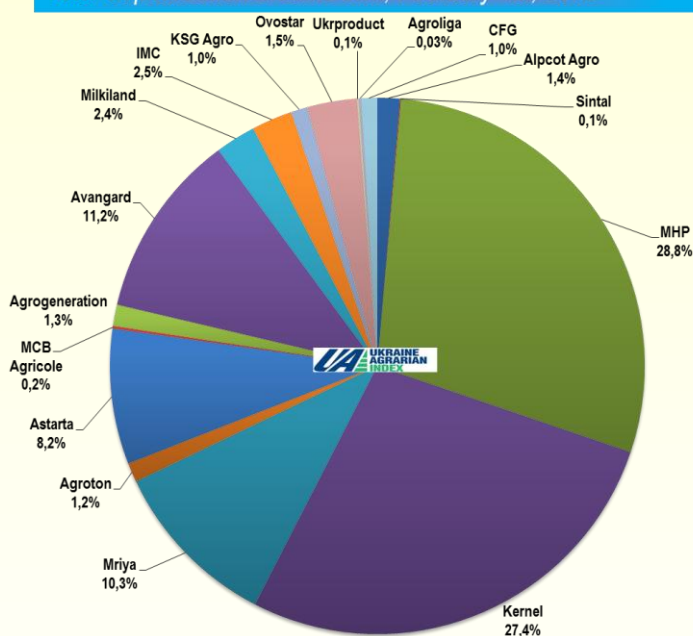
Global Indices

| | Last | Daily | Weekly | Monthly | Annual |
|-----------|----------|-------|--------|---------|---------|
| UAIndex | 4754,61 | 0,75% | -0,97% | 1,74% | 23,85% |
| DJI | 14009,79 | 1,08% | 0,82% | 4,45% | 12,78% |
| WIG | 46945,58 | 0,23% | -1,40% | -2,42% | 22,81% |
| PFTS | 340,06 | 1,08% | 6,05% | 3,46% | -36,50% |
| FTSE-100 | 6347,20 | 1,12% | 1,00% | 5,31% | 12,61% |
| DAX | 7833,39 | 0,74% | -0,31% | 0,70% | 27,52% |
| China-AFF | 4708,02 | 0,18% | 0,24% | 3,90% | 109,75% |

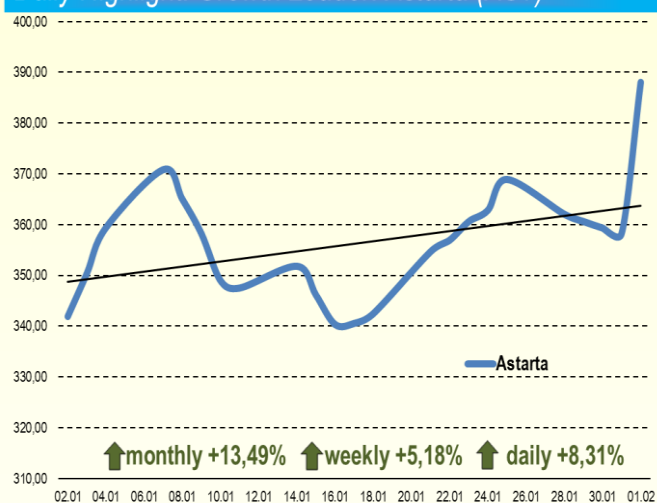
Dynamics of Capitalization

| Parameter | Ticker | Last (01.02.2013), M EUR | Daily change | Weekly change | Monthly Change | Annual Change |
|------------------|------------|-----------------------------|--------------|---------------|----------------|---------------|
| UAI Index | UAI | 4 754,61 | 0,75% | -0,97% | 1,74% | 23,85% |
| Alpcot Agro | ALPA | 64,59 | -4,06% | -11,72% | 2,89% | - |
| Sintal | SNPS | 2,52 | 0,00% | 0,00% | -18,85% | -93,78% |
| MHP | MHPC | 1 369,21 | 4,60% | -1,99% | 6,84% | 48,87% |
| Kernel | KER | 1 300,90 | -1,59% | 2,36% | -1,68% | 5,59% |
| Mriya | MAYA | 491,94 | -2,53% | -1,49% | -5,70% | -2,53% |
| Agroton | AGT | 54,85 | -2,17% | -6,64% | -0,62% | -41,23% |
| Astarta | AST | 388,02 | 8,31% | 5,18% | 13,49% | 45,08% |
| MCB Agricole | 4GW1 | 7,40 | 0,00% | 0,00% | 0,00% | -73,13% |
| Agrogeneration | ALAGR | 61,06 | 0,58% | 0,00% | 10,13% | 5,72% |
| Avangard | AVGR | 532,76 | -3,16% | -7,05% | -3,12% | 63,49% |
| Milkiland | MLK | 115,66 | -2,07% | -1,43% | 2,22% | 16,39% |
| IMC | IMC | 116,97 | -0,05% | -0,42% | -4,53% | 98,22% |
| KSG | KSG | 47,56 | 0,44% | -0,48% | 8,50% | -36,20% |
| Ovostar | OVO | 143,27 | 1,67% | -3,38% | 8,45% | 26,35% |
| Ukrproduct | UKR | 4,76 | -1,48% | -19,20% | -8,88% | -21,75% |
| Agroliga | AGLP | 7,40 | 0,14% | -0,48% | 22,02% | 96,65% |
| Continental FG | CFGP | 45,75 | -0,20% | 2,27% | -5,31% | -6,48% |

Total Capitalization Break-Down, February 1st, 2012



Daily Highlight: Growth Leader: Astarta (AST)



News and Updates

Meat production might increase for Ukraine by 3-4% in 2013

According to the forecast published by Food and Agriculture Ministry of Ukraine meat production might increase by 3-4% in 2013 compared to the levels of 2012. Beef production is expected at 400 thousand tons level, pork – at 750 thousand tons and 1 200 thousand tons of poultry compared to 498 thousand tons of beef, 736 thousand tons of pork, and 1 066 thousand tons of poultry in 2012. Imports levels are expected to seize to 250-270 thousand tons in 2013 compared to 400 thousand tons in 2012. Ukraine produced 3.14 million tons of meat in 2012, which is 3.4% increase in 2011.

AgroInvest comment: *we highly doubt such a large decrease in the volume of imports, however it seems clear that with the increase in prices for meat and meat products, meat production will increase.*

Our Team

Chief Editor

Sergey Feofilov

Editor

Bohdan Chomiak

Financial Market Analyst

Alex Morgun

Ag Policy, Trade and Markets

Tatiana Braginets

Head of forecast & analytic department

Sveta Balandina

Analyst,S&D

Elena Loshkareva

Grain market

Liza Malyshko

Oil crops

Julia Garkavenko

Livestock sector

Olga Mozgovaya

Freight market

Svetlana Malysh

Contact Information

Our address:

Of. 5, 29 V Timoshenko Str,
Kyiv 205, 04205, Ukraine
(+38 044) 451-46-34

Tel. +380 44 451 46 34 multichannel

e-mail: periodicals@ukragroconsult.org

UAIndex: <http://www.uaindex.net/>

UkrAgroConsult: www.ukragroconsult.com

BlackSeagGrain: www.blackseagrain.net

For information and feedback please do not hesitate to contact: morgun@ukragroconsult.org