

AGRO-INVEST UAIndex

This material is copyrighted. Reproduction in any form including photocopies, facsimile, digital or electronic reproduction without the express written consent of UKRAGROCONSULT is strictly prohibited.

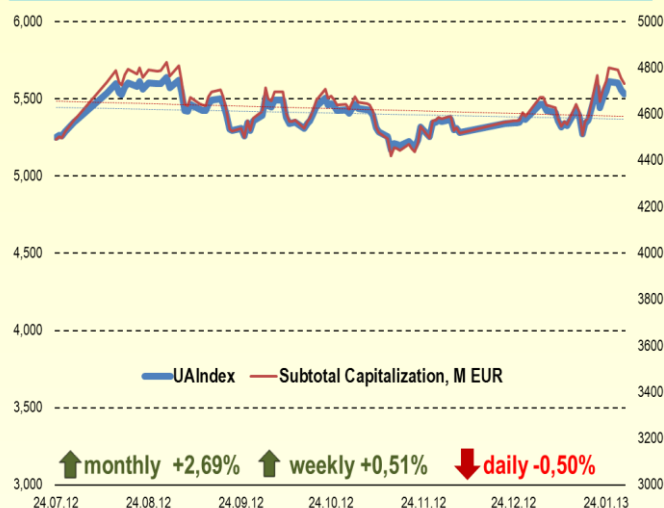
Daily Issue, Thursday, January 31st, 2013

Market Watch

On Wednesday, January 30th UAIndex fell by -0.50%, ending the trading session with 4731,41. Unemployment fell in the majority of the U.S. cities.

For the full version of daily report as well as other services of Agro Invest UAIndex, please subscribe to Daily UAIndex Issues by following the link: <http://www.uaindex.net/services>

UAIndex: Annual Performance



Best Performing Companies (Capitalization)

Company	Ticker	Last	Daily δ	Volume
Milkiland	MLK	118,46	2,82%	5
Kernel	KER	1 292,45	1,21%	199 315
Agrogeneration	ALAGR	60,71	0,58%	10 094

Currency Rates, EUR

	Last	Daily	Weekly	Monthly	Annual
PLN	4,19	0,2%	0,2%	2,9%	-6,1%
GBP	0,86	0,3%	1,7%	5,6%	2,9%
USD	1,35	0,5%	1,4%	2,2%	3,8%
SEK	8,60	-0,8%	-0,9%	0,4%	-3,5%

Worst Performing Companies (Capitalization)

Company	Ticker	Last	Daily δ	Volume
Agroliga	AGLP	7,49	-3,69%	30
Mriya	MAYA	491,94	-2,53%	0
Agroton	AGT	56,49	-2,15%	2 170

Commodity Prices

	Last	Daily	Weekly	Monthly	Annual
Crude oil	97,94	0,4%	2,8%	7,7%	-4,9%
Wheat	787,00	1,3%	1,6%	1,6%	18,0%
Corn	740,20	1,5%	2,7%	6,8%	10,7%
Soya	1478,60	1,9%	2,9%	3,8%	21,4%
Sugar	496,80	1,8%	1,5%	-3,8%	-21,1%

Volume Leaders (Trading volume)

Company	Ticker	Last	Daily δ	Volume
Ukrproduct	UKR	4,96	-1,49%	210 547
Kernel	KER	1 292,45	1,21%	199 315
Alpcot Agro	ALPA	65,21	-1,54%	63 880

Global Indices

	Last	Daily	Weekly	Monthly	Annual
UAIndex	4731,41	-0,50%	0,51%	2,69%	24,02%
DJI	13910,42	-0,32%	0,95%	6,22%	11,54%
WIG	46917,19	-0,87%	-1,71%	-1,59%	25,04%
PFTS	334,66	1,30%	4,79%	2,26%	-38,66%
FTSE-100	6323,10	-0,25%	2,02%	6,19%	11,50%
DAX	7811,31	-0,47%	1,35%	2,03%	25,74%
China-AFF	4699,61	1,38%	-0,54%	4,97%	106,48%

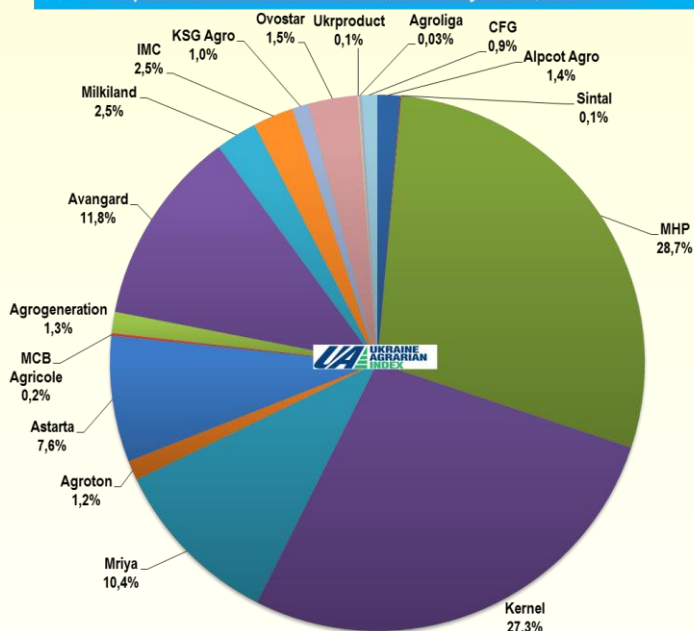
News and Updates

- Unemployment fell in the majority of the U.S. cities.

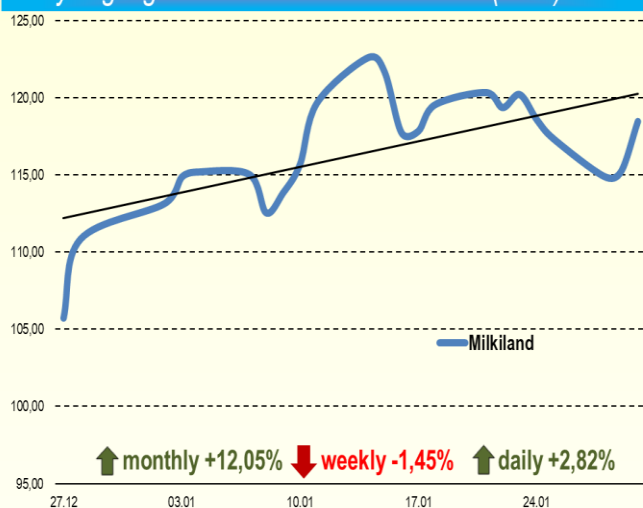
Dynamics of Capitalization

Parameter	Ticker	Last (30.01.2013), M EUR	Daily change	Weekly change	Monthly Change	Annual Change
UAI Index	UAI	4 731,41	-0,50%	0,51%	2,69%	24,02%
Alpcot Agro	ALPA	65,21	-1,54%	-12,18%	16,59%	-
Sintal	SNPS	2,52	0,00%	0,00%	0,48%	-93,78%
MHP	MHPC	1 357,27	-1,38%	-1,60%	6,83%	47,43%
Kernel	KER	1 292,45	1,21%	3,21%	-0,62%	5,00%
Mriya	MAYA	491,94	-2,53%	2,89%	-6,09%	0,65%
Agroton	AGT	56,49	-2,15%	6,52%	10,16%	-38,74%
Astarta	AST	359,33	-0,36%	-0,35%	5,24%	35,10%
MCB Agricole	4GW1	7,40	0,00%	0,00%	0,00%	-74,85%
Agrogeneration	ALAGR	60,71	0,58%	0,00%	9,49%	5,64%
Avangard	AVGR	559,79	-1,18%	-0,17%	3,66%	71,46%
Milkiland	MLK	118,46	2,82%	-1,45%	12,05%	21,76%
IMC	IMC	116,03	0,16%	0,13%	-3,92%	96,10%
KSG	KSG	46,77	-0,51%	0,25%	12,28%	-36,36%
Ovostar	OVO	140,62	-0,36%	1,34%	7,50%	29,83%
Ukrproduct	UKR	4,96	-1,49%	-15,95%	-0,75%	-22,39%
Agroliga	AGLP	7,49	-3,69%	3,58%	19,52%	80,66%
Continental FG	CFGP	43,99	-0,35%	0,40%	-9,32%	-9,77%

Total Capitalization Break-Down, January 30th, 2012



Daily Highlight: Growth Leader: Milkiland (MLK)



News and Updates

Unemployment fell in the majority of the U.S. cities

According to the latest U.S. Labor Department data unemployment rate in November fell in the 75% of the largest U.S. cities compared to the same month in 2012. Rates fell in 290 of the nation's 372 largest metro areas. Rates rose in 68 cities and were unchanged in 14. At the same time there were several cities that reported high unemployment rates. The number of metro areas with unemployment rates above 10 percent fell to 47 from 70. The biggest annual decline was in Las Vegas, where the rate fell to 10 percent from 13.3 percent. Midland, Texas, reported the lowest rate, at 3.1 percent. Yuma, Ariz., and El Centro, Calif., had the highest rates, at 27.3 percent and 25.5 percent, respectively.

AgroInvest comment: *with unemployment rates declining we expect boost of U.S. economy in 2013 with the following positive impact on global financial markets.*

Our Team

Chief Editor

Sergey Feofilov

Editor

Bohdan Chomiak

Financial Market Analyst

Alex Morgun

Ag Policy, Trade and Markets

Tatiana Braginets

Head of forecast & analytic department

Sveta Balandina

Analyst,S&D

Elena Loshkareva

Grain market

Liza Malyshko

Oil crops

Julia Garkavenko

Livestock sector

Olga Mozgovaya

Freight market

Svetlana Malysh

Contact Information

Our address:

Of. 5, 29 V Timoshenko Str,
Kyiv 205, 04205, Ukraine
(+38 044) 451-46-34

Tel. +380 44 451 46 34 multichannel

e-mail: periodicals@ukragroconsult.org

UAIndex: <http://www.uaindex.net/>

UkrAgroConsult: www.ukragroconsult.com

BlackSeagGrain: www.blackseagrain.net

For information and feedback please do not hesitate to contact: morgun@ukragroconsult.org