

# AGRO-INVEST UAIndex

This material is copyrighted. Reproduction in any form including photocopies, facsimile, digital or electronic reproduction without the express written consent of UKRAGROCONSULT is strictly prohibited.

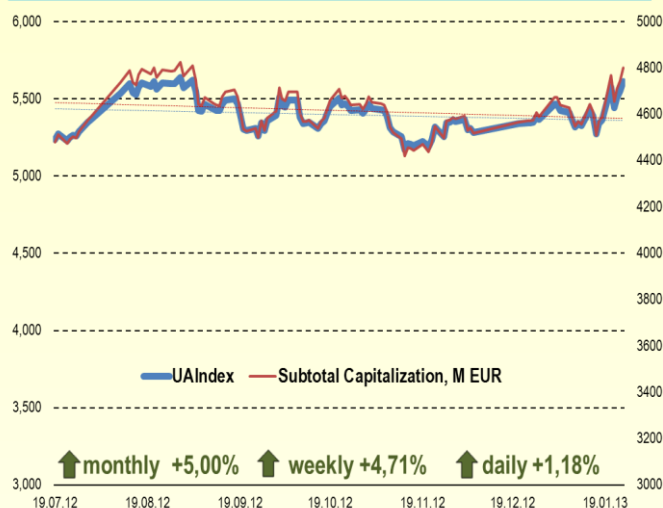
**Daily Issue, Monday, January 28<sup>th</sup>, 2013**

## Market Watch

On Friday, January 25<sup>th</sup> UAIndex grew by +1.18%, ending the trading session with 4801,08. Ukraine has already exported 15.8 million tons of grain. Astarta remains the largest sugar producer in Ukraine (2012 results).

For the full version of daily report as well as other services of Agro Invest UAIndex, please subscribe to Daily UAIndex Issues by following the link: <http://www.uaindex.net/services>

## UAIndex: Annual Performance



## Best Performing Companies (Capitalization)

Company	Ticker	Last	Daily $\delta$	Volume
Mriya	MAYA	499,38	4,44%	540
Avangard	AVGR	573,18	2,97%	21 567
Agrogeneration	ALAGR	61,06	2,35%	24 623

## Worst Performing Companies (Capitalization)

Company	Ticker	Last	Daily $\delta$	Volume
Milkiland	MLK	117,34	-1,06%	2 060
Agroliga	AGLP	7,44	-0,98%	354
MHP	MHPC	1 396,94	-0,19%	314

## Volume Leaders (Trading volume)

Company	Ticker	Last	Daily $\delta$	Volume
Alpcot Agro	ALPA	73,16	0,02%	180 550
Continental FG	CFGP	44,74	2,23%	140 500
Kernel	KER	1 270,87	0,77%	67 292

## News and Updates

- Ukraine has already exported 15.8 million tons of grain;
- Astarta remains the largest sugar producer in Ukraine (2012 results).

## Currency Rates, EUR

	Last	Daily	Weekly	Monthly	Annual
PLN	4,17	-0,3%	0,2%	1,9%	-5,7%
GBP	0,85	1,1%	1,5%	4,1%	1,4%
USD	1,35	1,0%	1,1%	2,0%	4,0%
SEK	8,69	0,1%	0,0%	0,7%	-2,8%

## Commodity Prices

	Last	Daily	Weekly	Monthly	Annual
Crude oil	95,88	-0,1%	0,3%	8,1%	-3,8%
Wheat	776,40	1,0%	-1,9%	-2,0%	20,3%
Corn	720,60	-0,5%	-0,9%	2,6%	12,9%
Soya	1441,00	0,4%	0,8%	0,7%	21,4%
Sugar	486,70	-0,1%	-1,1%	-6,1%	-19,5%

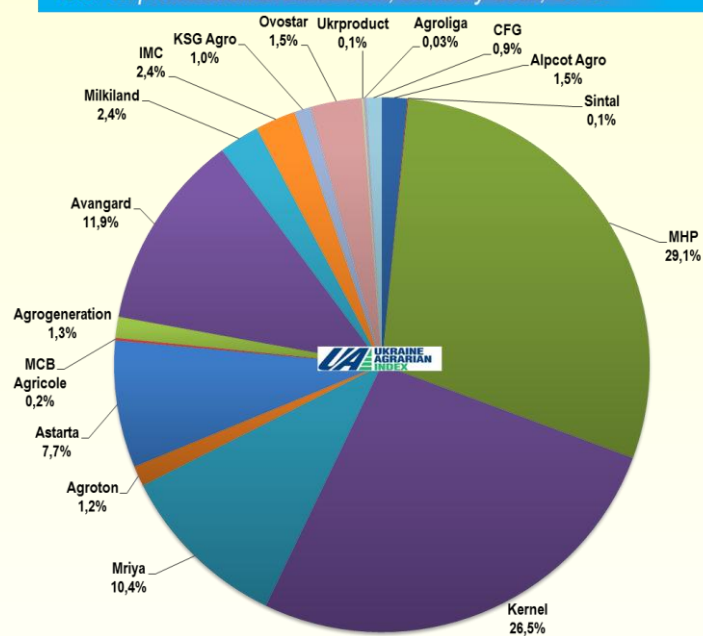
## Global Indices

	Last	Daily	Weekly	Monthly	Annual
UAIndex	4801,08	1,18%	4,71%	5,00%	24,80%
DJI	13895,98	0,51%	1,80%	5,76%	12,93%
WIG	47613,95	-0,68%	-0,42%	0,28%	27,51%
PFTS	320,67	0,73%	1,25%	-1,27%	-41,56%
FTSE-100	6284,50	0,31%	2,11%	5,55%	11,24%
DAX	7857,97	1,42%	2,02%	2,90%	29,71%
China-AFF	4696,52	0,00%	1,46%	4,49%	117,09%

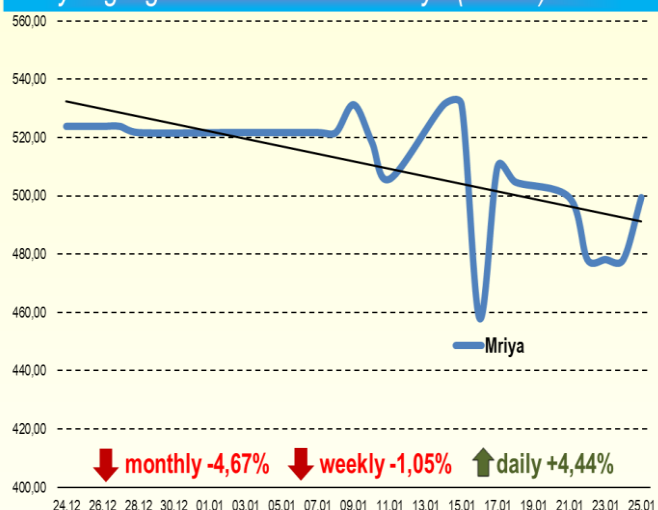
## Dynamics of Capitalization

Parameter	Ticker	Last (25.01.2013), M EUR	Daily change	Weekly change	Monthly Change	Annual Change
<b>UAIndex</b>	<b>UAI</b>	<b>4 801,08</b>	<b>1,18%</b>	<b>4,71%</b>	<b>5,00%</b>	<b>24,80%</b>
Alpcot Agro	ALPA	73,16	0,02%	1,17%	32,87%	-
Sintal	SNPS	2,52	0,00%	-8,26%	0,48%	-93,78%
MHP	MHPC	1 396,94	-0,19%	8,05%	12,72%	52,90%
Kernel	KER	1 270,87	0,77%	4,44%	-1,65%	1,09%
Mriya	MAYA	499,38	4,44%	-1,05%	-4,67%	2,17%
Agroton	AGT	58,75	3,68%	10,74%	18,86%	-35,13%
Astarta	AST	368,90	1,67%	7,72%	8,46%	35,47%
MCB Agricole	4GW1	7,40	0,00%	0,00%	0,00%	-73,78%
Agrogeneration	ALAGR	61,06	2,35%	0,00%	10,83%	4,69%
Avangard	AVGR	573,18	2,97%	2,91%	5,09%	65,60%
Milkiland	MLK	117,34	-1,06%	-1,84%	9,12%	22,31%
IMC	IMC	117,46	0,27%	-1,59%	-3,07%	106,36%
KSG	KSG	47,79	1,69%	0,21%	16,26%	-34,25%
Ovostar	OVO	148,28	0,40%	13,06%	12,34%	46,28%
Ukrproduct	UKR	5,89	0,01%	-1,37%	17,42%	-8,47%
Agroliga	AGLP	7,44	-0,98%	9,82%	12,90%	81,65%
Continental FG	CFGP	44,74	2,23%	0,82%	-8,19%	-8,94%

Total Capitalization Break-Down, January 25th, 2012



Daily Highlight: Growth Leader: Mriya (MAYA)



## News and Updates

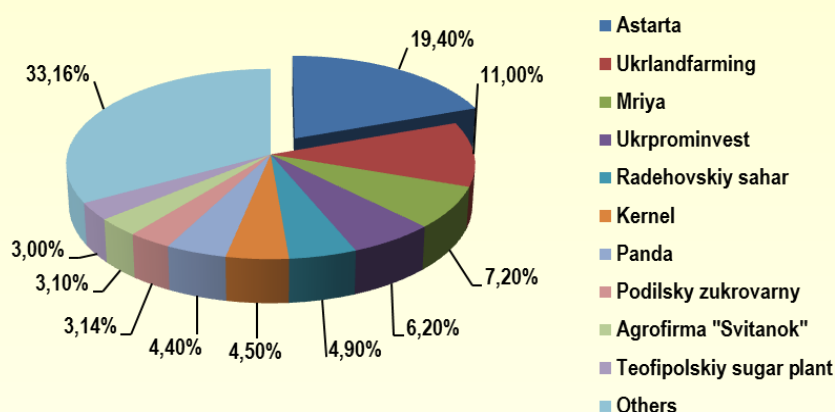
### **Ukraine has already exported 15.8 million tons of grain**

According to the Ministry of Agrarian Policy and Food of Ukraine has already exported 15.8 million tons of grain this marketing year, starting June 2012, ending July 2013, which is 46% higher compared to the same period of previous marketing year. Ukraine has exported 1.6 million tons of grain since beginning of 2013. According to data provided by the Ministry 5.99 million tons of wheat, including 5.1 million tons of feed wheat have been exported this marketing year. Barley exports were measured at 1.98 million tons compared to 1.93 million tons for the same period of the previous marketing year. 7.6 million tons of corn have been exported this marketing year, compared to 6.1 million tons previous year. Ministry of Agrarian Policy and Food of Ukraine also forecasted 23 million tons of grain exports this marketing year.

**AgroInvest comment:** Despite lower crop levels during 2012 marketing year compared to 2011 marketing year, exports grew due to favorable global marketing conditions and absence of government barriers.

### **Astarta remains the largest sugar producer in Ukraine (2012 results)**

According to the data provided by Forbes Ukraine magazine, out of 2.2 million tons of sugar produced during the current season (2012/2013), 40% were produced by 3 companies. Astarta remained the leader in sugar production, having produced 430 thousand tons of sugar, which is 15% higher compared to the previous season. Astarta's market share grew to 19.4% in the current season from 16% in the previous season. Second place belongs to Ukrlandfarming which took 11% of market share. Mriya ranked third with 7% of the market. Kernel ranked 6<sup>th</sup>, having decreased sugar production by 17%.



**AgroInvest comment:** Several companies went the route of Kernel in 2012 and cut back on their sugar production due to oversaturation of Ukrainian market and declining prices as a result. As the result companies will be seeking more exporting partners with the purpose of selling stock which has increased this year.

## Our Team

### Chief Editor

**Sergey Feofilov**

### Editor

**Bohdan Chomiak**

### Financial Market Analyst

**Alex Morgun**

### Ag Policy, Trade and Markets

**Tatiana Braginets**

### Head of forecast & analytic department

**Sveta Balandina**

### Analyst,S&D

**Elena Loshkareva**

### Grain market

**Liza Malyshko**

### Oil crops

**Julia Garkavenko**

### Livestock sector

**Olga Mozgovaya**

### Freight market

**Svetlana Malysh**

## Contact Information

Our address:

Of. 5, 29 V Timoshenko Str,  
Kyiv 205, 04205, Ukraine  
(+38 044) 451-46-34

Tel. +380 44 451 46 34 multichannel

e-mail: [periodicals@ukragroconsult.org](mailto:periodicals@ukragroconsult.org)

UAIndex: <http://www.uaindex.net/>

UkrAgroConsult: [www.ukragroconsult.com](http://www.ukragroconsult.com)

BlackSeagGrain: [www.blackseagrain.net](http://www.blackseagrain.net)

For information and feedback please do not hesitate to contact: [morgun@ukragroconsult.org](mailto:morgun@ukragroconsult.org)