

AGRO-INVEST UAIndex

This material is copyrighted. Reproduction in any form including photocopies, facsimile, digital or electronic reproduction without the express written consent of UKRAGROCONSULT is strictly prohibited.

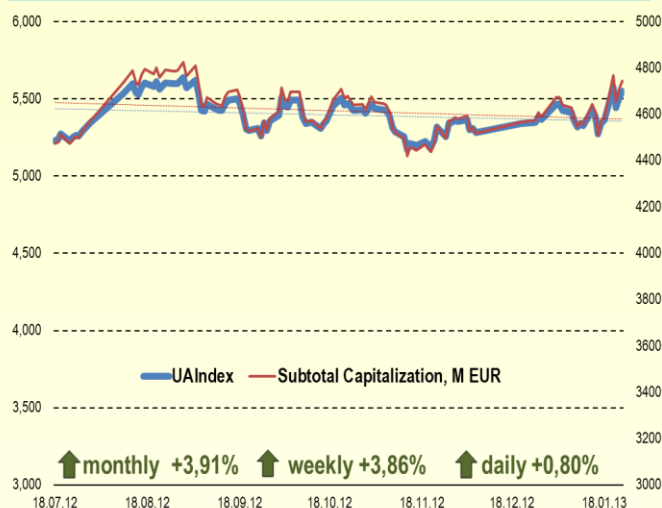
Daily Issue, Friday, January 25th, 2013

Market Watch

On Thursday, January 24th UAIndex grew by +0.80%, ending the trading session with 4745,22. European wheat prices declined.

For the full version of daily report as well as other services of Agro Invest UAIndex, please subscribe to Daily UAIndex Issues by following the link: <http://www.uaindex.net/services>

UAIndex: Annual Performance



Best Performing Companies (Capitalization)

Company	Ticker	Last	Daily δ	Volume
Agroton	AGT	56,67	6,85%	19 306
Ovostar	OVO	147,68	6,43%	2 743
Agroliga	AGLP	7,51	3,91%	132

Currency Rates, EUR

	Last	Daily	Weekly	Monthly	Annual
PLN	4,18	0,2%	0,7%	2,3%	-5,0%
GBP	0,84	0,3%	0,4%	3,1%	0,8%
USD	1,33	0,1%	0,1%	1,1%	3,3%
SEK	8,68	0,1%	0,1%	0,5%	-3,0%

Worst Performing Companies (Capitalization)

Company	Ticker	Last	Daily δ	Volume
Agrogeneration	ALAGR	59,65	-1,73%	12 303
Alpcot Agro	ALPA	73,14	-1,49%	196 818
Milkiland	MLK	118,60	-1,33%	55 751

Commodity Prices

	Last	Daily	Weekly	Monthly	Annual
Crude oil	95,95	0,8%	0,5%	11,2%	-3,4%
Wheat	768,40	-0,8%	-1,6%	-9,1%	16,2%
Corn	724,20	0,5%	0,0%	-3,1%	12,7%
Soya	1435,20	-0,1%	0,3%	-3,8%	19,8%
Sugar	487,30	-0,5%	-2,1%	-6,0%	-18,7%

Volume Leaders (Trading volume)

Company	Ticker	Last	Daily δ	Volume
Kernel	KER	1 261,13	0,71%	340 915
Alpcot Agro	ALPA	73,14	-1,49%	196 818
Continental FG	CFGP	43,76	-0,12%	108 000

Global Indices

	Last	Daily	Weekly	Monthly	Annual
UAIndex	4745,22	0,80%	3,86%	3,91%	24,42%
DJI	13825,33	0,33%	1,69%	4,81%	11,86%
WIG	47942,04	0,44%	0,59%	0,97%	27,03%
PFTS	318,34	-0,32%	-0,04%	-2,26%	-41,98%
FTSE-100	6264,90	1,09%	2,16%	5,47%	11,39%
DAX	7748,13	0,53%	0,16%	1,47%	27,10%
China-AFF	4696,43	-0,61%	-0,28%	4,40%	118,60%

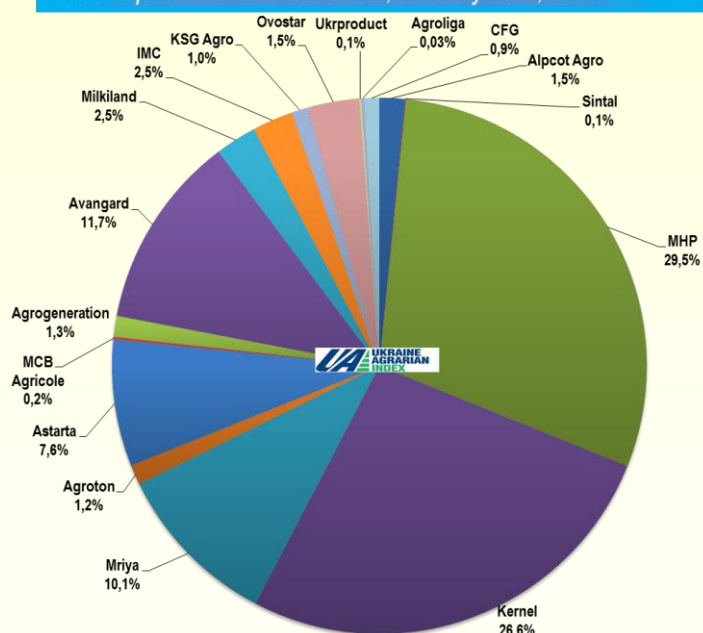
News and Updates

- European wheat prices declined.

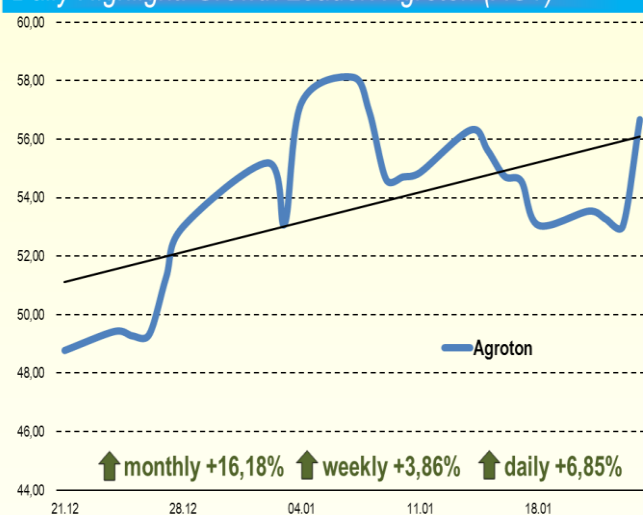
Dynamics of Capitalization

Parameter	Ticker	Last (24.01.2013), M EUR	Daily change	Weekly change	Monthly Change	Annual Change
UAI Index	UAI	4 745,22	0,80%	3,86%	3,91%	24,42%
Alpcot Agro	ALPA	73,14	-1,49%	3,46%	32,37%	-
Sintal	SNPS	2,52	0,00%	-8,26%	0,48%	-93,78%
MHP	MHPC	1 399,54	1,47%	8,74%	12,14%	55,01%
Kernel	KER	1 261,13	0,71%	3,73%	-1,09%	1,58%
Mriya	MAYA	478,13	0,00%	-6,25%	-8,72%	-1,96%
Agroton	AGT	56,67	6,85%	3,86%	16,18%	-37,99%
Astarta	AST	362,85	0,62%	6,55%	8,12%	31,56%
MCB Agricole	4GW1	7,40	0,00%	0,00%	0,00%	-76,24%
Agrogeneration	ALAGR	59,65	-1,73%	-1,73%	8,28%	1,78%
Avangard	AVGR	556,62	-0,74%	1,18%	-0,25%	67,92%
Milkiland	MLK	118,60	-1,33%	0,66%	11,77%	16,20%
IMC	IMC	117,14	1,09%	-2,01%	-2,03%	110,54%
KSG	KSG	46,99	0,71%	-1,68%	15,87%	-35,17%
Ovostar	OVO	147,68	6,43%	15,25%	13,39%	49,70%
Ukrproduct	UKR	5,89	-0,12%	-1,18%	16,93%	-8,08%
Agroliga	AGLP	7,51	3,91%	32,11%	15,55%	90,89%
Continental FG	CFGP	43,76	-0,12%	-1,18%	-10,56%	-9,63%

Total Capitalization Break-Down, January 24th, 2012



Daily Highlight: Growth Leader: Agroton (AGT)



News and Updates

European wheat prices declined

European commodity exchanges witnessed significant decrease in wheat prices on Thursday, January 24, 2013. Investors forecast that this is the lowest price for wheat this year. Wheat futures on Chicago Mercantile Exchange have indicated decline of -0.8% to 768.40 c/bu from 774.6 c/bu. March prices for milling wheat have declined by 4.75 EUR to 246.75 EUR/ton (329.94 USD/ton) on Paris commodity exchange MATIF. March prices of feed wheat have fallen by 1.75 GBP to 213 GBP/ton on London exchange LIFFE.

AgroInvest comment: *It is most likely that we shall see an upward trend for European wheat prices from here on out.*

Our Team

Chief Editor

Sergey Feofilov

Editor

Bohdan Chomiak

Financial Market Analyst

Alex Morgun

Ag Policy, Trade and Markets

Tatiana Braginets

Head of forecast & analytic department

Sveta Balandina

Analyst,S&D

Elena Loshkareva

Grain market

Liza Malyshko

Oil crops

Julia Garkavenko

Livestock sector

Olga Mozgovaya

Freight market

Svetlana Malysh

Contact Information

Our address:

Of. 5, 29 V Timoshenko Str,
Kyiv 205, 04205, Ukraine
(+38 044) 451-46-34

Tel. +380 44 451 46 34 multichannel

e-mail: periodicals@ukragroconsult.org

UAIndex: <http://www.uaindex.net/>

UkrAgroConsult: www.ukragroconsult.com

BlackSeagGrain: www.blackseagrain.net

For information and feedback please do not hesitate to contact: morgun@ukragroconsult.org