

AGRO-INVEST UAIndex

This material is copyrighted. Reproduction in any form including photocopies, facsimile, digital or electronic reproduction without the express written consent of UKRAGROCONSULT is strictly prohibited.

Daily Issue, Wednesday, January 16th, 2013

Market Watch

On Tuesday, January 15th UAIndex fell by -0.70%, ending the trading session with 4611,06. Agricultural production volumes declined by 4.5% in Ukraine during 2012

For the full version of daily report as well as other services of Agro Invest UAIndex, please subscribe to Daily UAIndex Issues by following the link: <http://www.uaindex.net/services>

Best Performing Companies (Capitalization)

Company	Ticker	Last	Daily δ	Volume
Alpcot Agro	ALPA	65,57	4,98%	114 376
MCB Agricole	4GW1	7,40	0,00%	0
Sintal	SNPS	2,75	0,00%	0

Worst Performing Companies (Capitalization)

Company	Ticker	Last	Daily δ	Volume
KSG Agro	KSG	46,36	-2,58%	894
Agroliga	AGLP	5,86	-2,30%	357
Astarta	AST	346,10	-1,62%	2 151

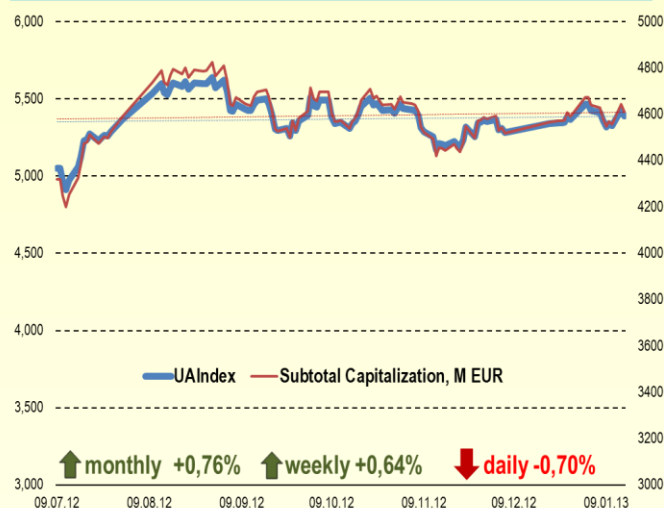
Volume Leaders (Trading volume)

Company	Ticker	Last	Daily δ	Volume
Continental FG	CFGP	44,48	-1,23%	200 000
Avangard	AVGR	553,39	-1,10%	131 521
Alpcot Agro	ALPA	65,57	4,98%	114 376

News and Updates

- Agricultural production volumes declined by 4.5% in Ukraine during 2012.

UAIndex: Annual Performance



Currency Rates, EUR

	Last	Daily	Weekly	Monthly	Annual
PLN	4,11	-0,1%	0,3%	0,0%	-8,5%
GBP	0,83	0,1%	2,0%	2,3%	-0,9%
USD	1,34	-0,1%	2,2%	2,4%	2,7%
SEK	8,63	0,0%	0,6%	-0,3%	-

Commodity Prices

	Last	Daily	Weekly	Monthly	Annual
Crude oil	93,28	-0,9%	0,1%	7,0%	-0,6%
Wheat	782,60	2,0%	4,3%	-10,4%	30,5%
Corn	730,40	0,9%	6,1%	-3,9%	21,5%
Soya	1413,40	-3,2%	0,0%	-2,5%	24,3%
Sugar	502,00	-1,1%	-0,8%	-1,7%	-16,2%

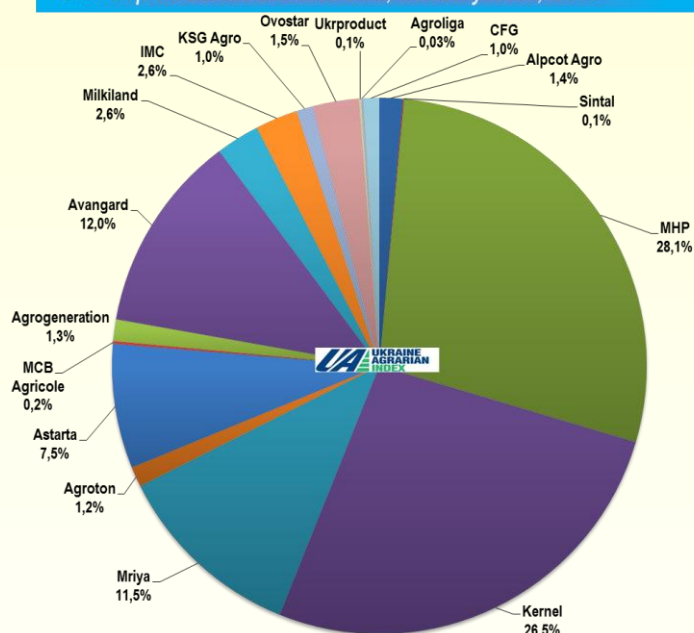
Global Indices

	Last	Daily	Weekly	Monthly	Annual
UAIndex	4611,06	-0,70%	0,64%	0,76%	22,78%
DJI	13534,89	0,20%	1,55%	4,23%	10,84%
WIG	47086,54	-0,47%	-0,62%	5,56%	25,39%
PFTS	326,27	-0,38%	-2,20%	1,74%	-40,65%
FTSE-100	6117,30	0,15%	1,05%	5,41%	10,97%
DAX	7675,91	-0,69%	-0,26%	4,53%	29,56%
China-AFF	4704,46	-0,36%	-0,91%	8,92%	117,17%

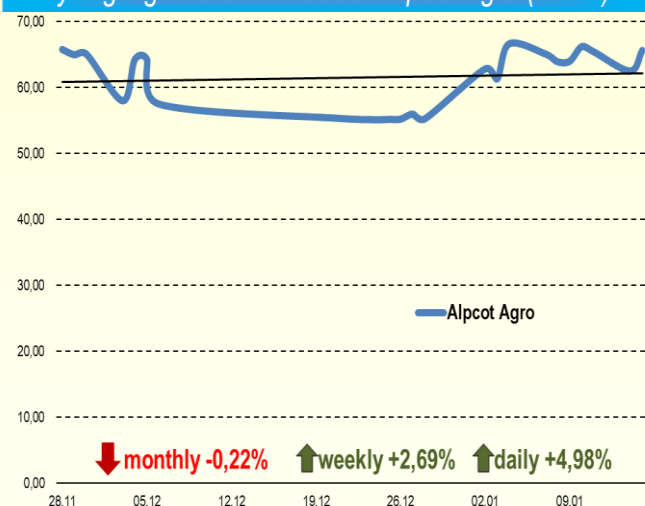
Dynamics of Capitalization

Parameter	Ticker	Last (15.01.2013), M EUR	Daily change	Weekly change	Monthly Change	Annual Change
UAIndex	UAI	4 611,06	-0,70%	0,64%	0,76%	22,78%
Alpcot Agro	ALPA	65,57	4,98%	2,69%	-0,22%	-
Sintal	SNPS	2,75	0,00%	-11,54%	4,07%	-92,75%
MHP	MHPC	1 296,01	-0,34%	2,07%	6,78%	47,94%
Kernel	KER	1 221,95	-1,06%	0,24%	-6,98%	-1,88%
Mriya	MAYA	531,25	0,00%	1,83%	5,04%	8,93%
Agroton	AGT	55,62	-1,23%	-2,33%	3,78%	-38,43%
Astarta	AST	346,10	-1,62%	-5,18%	-5,50%	18,20%
MCB Agricole	4GW1	7,40	0,00%	0,00%	-14,00%	-73,94%
Agrogeneration	ALAGR	60,00	-0,58%	3,01%	3,01%	11,64%
Avangard	AVGR	553,39	-1,10%	-0,24%	4,00%	81,18%
Milkiland	MLK	121,68	-0,73%	8,12%	0,30%	32,73%
IMC	IMC	118,14	-1,30%	0,08%	6,62%	115,54%
KSG	KSG	46,36	-2,58%	1,27%	13,95%	-28,41%
Ovostar	OVO	128,50	-0,72%	2,35%	4,00%	28,83%
Ukrproduct	UKR	5,99	-0,16%	-0,63%	12,95%	-5,78%
Agroliga	AGLP	5,86	-2,30%	3,68%	21,07%	38,68%
Continental FG	CFGP	44,48	-1,23%	-8,33%	-10,21%	-7,36%

Total Capitalization Break-Down, January 15th, 2012



Daily Highlight: Growth Leader: Alpcot Agro (ALPA)



News and Updates

Agricultural production volumes declined by 4.5% in Ukraine during 2012

According to the information released by Government Statistics Service there has been a decline in production of agricultural commodities by 4.5% compared to 2011 volumes. Agricultural businesses have shrunk their production by 6.5% and households decreased production volumes by 2.5%. Agricultural crop production index decreased by 8.2%, including decrease of 10.1% for agricultural companies, and 4.6% decrease for households. Animal production index increased by 3.8% with a 7.6% increase for companies and 1.2% increase for households.

AgroInvest comment: *Decrease of production volumes for Ukraine in terms of crop volume is explained by the record harvest in 2011, yet draught in 2012 that caused decrease of production volume. UAIndex has indicated decline most likely due to these statistics.*

Our Team

Chief Editor

Sergey Feofilov

Editor

Bohdan Chomiak

Financial Market Analyst

Alex Morgun

Ag Policy, Trade and Markets

Tatiana Braginets

Head of forecast & analytic department

Sveta Balandina

Analyst,S&D

Elena Loshkareva

Grain market

Liza Malyshko

Oil crops

Julia Garkavenko

Livestock sector

Olga Mozgovaya

Freight market

Svetlana Malysh

Contact Information

Our address:

Of. 5, 29 V Timoshenko Str,
Kyiv 205, 04205, Ukraine
(+38 044) 451-46-34

Tel. +380 44 451 46 34 multichannel

e-mail: periodicals@ukragroconsult.org

UAIndex: <http://www.uaindex.net/>

UkrAgroConsult: www.ukragroconsult.com

BlackSeagGrain: www.blackseagrain.net

For information and feedback please do not hesitate to contact: morgun@ukragroconsult.org