

# AGRO-INVEST UAIndex

This material is copyrighted. Reproduction in any form including photocopies, facsimile, digital or electronic reproduction without the express written consent of UKRAGROCONSULT is strictly prohibited.

**Daily Issue, Wednesday, August 7<sup>th</sup>, 2013**

## Market Watch

On Tuesday, August 6<sup>th</sup> UAIndex fell by -0.16%, ending the trading session with 4298,97. New Chief Executive Officer was appointed at Agroton.

For the full version of daily report as well as other services of Agro Invest UAIndex, please subscribe to Daily UAIndex Issues by following the link: <http://www.uaindex.net/services>

## Best Performing Companies (Capitalization)

| Company   | Ticker | Last   | Daily $\delta$ | Volume |
|-----------|--------|--------|----------------|--------|
| Agroliga  | AGLP   | 9,24   | 3,71%          | 53     |
| Ovostar   | OVO    | 111,16 | 1,65%          | 370    |
| Milkiland | MLK    | 92,00  | 1,64%          | 3 024  |

## Worst Performing Companies (Capitalization)

| Company        | Ticker | Last   | Daily $\delta$ | Volume |
|----------------|--------|--------|----------------|--------|
| Ukrproduct     | UKR    | 5,72   | -2,31%         | 6 928  |
| Avangard       | AVGR   | 459,86 | -2,14%         | 12 507 |
| Agrokultura AB | AGRA   | 36,78  | -0,94%         | 9 550  |

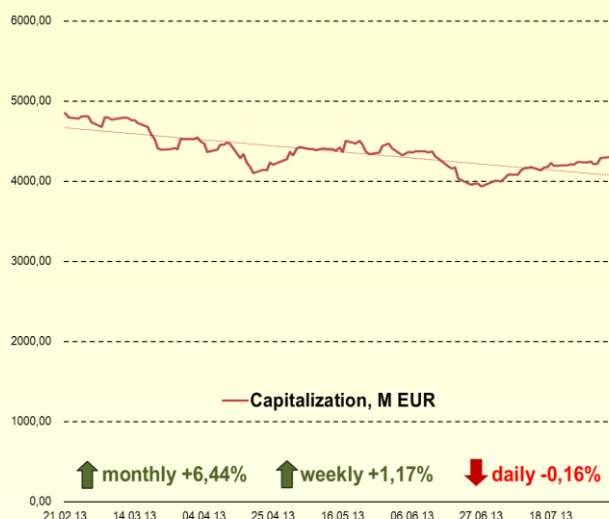
## Volume Leaders (Trading volume)

| Company | Ticker | Last     | Daily $\delta$ | Volume  |
|---------|--------|----------|----------------|---------|
| Agroton | AGT    | 11,99    | 0,41%          | 240 485 |
| MHP     | MHPC   | 1 459,99 | 0,08%          | 60 212  |
| Kernel  | KER    | 987,29   | -0,69%         | 54 889  |

## News and Updates

- New Chief Executive Officer was appointed at Agroton.

## UAIndex: Annual Performance



## Currency Rates, EUR

|     | Last  | Daily | Weekly | Monthly | Annual |
|-----|-------|-------|--------|---------|--------|
| PLN | 4,21  | -0,3% | -0,7%  | -2,2%   | -0,3%  |
| GBP | 0,86  | -0,2% | -0,9%  | 0,4%    | 8,6%   |
| USD | 1,33  | 0,1%  | 0,1%   | 3,4%    | 7,5%   |
| SEK | 8,72  | -0,4% | 0,3%   | -0,4%   | 1,0%   |
| UAH | 10,66 | 0,0%  | 0,2%   | 2,9%    | -      |

## Commodity Prices

|           | Last    | Daily | Weekly | Monthly | Annual |
|-----------|---------|-------|--------|---------|--------|
| Crude oil | 105,30  | -1,2% | -0,1%  | 7,5%    | 20,1%  |
| Wheat     | 650,40  | 0,8%  | -0,4%  | 0,7%    | -16,8% |
| Corn      | 472,20  | 0,6%  | -7,1%  | -28,0%  | -34,3% |
| Soya      | 1324,20 | -0,4% | -4,9%  | -15,7%  | -15,8% |
| Sugar     | 488,30  | 0,6%  | 2,9%   | 1,5%    | -17,5% |

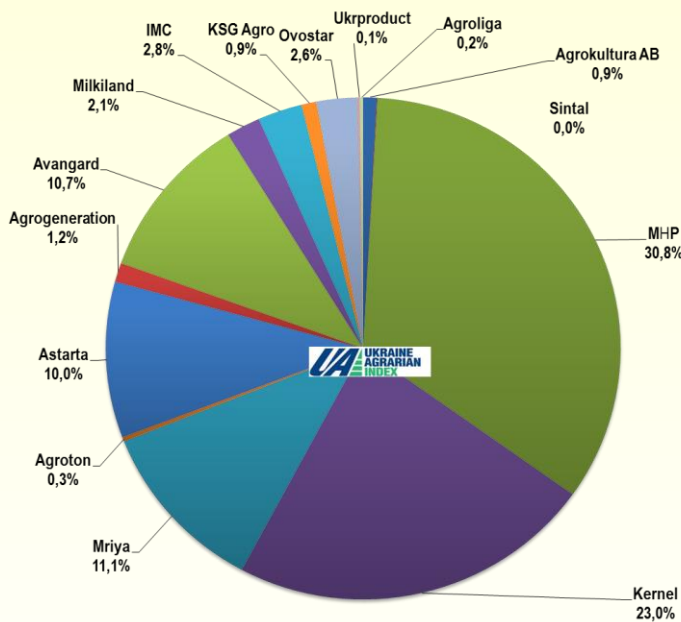
## Global Indices

|           | Last     | Daily  | Weekly | Monthly | Annual  |
|-----------|----------|--------|--------|---------|---------|
| UAIndex   | 4298,97  | -0,16% | 1,17%  | 6,44%   | -0,63%  |
| DJI       | 15518,74 | -0,60% | -0,01% | 3,54%   | 21,93%  |
| WIG       | 47942,81 | -1,06% | 2,74%  | 5,11%   | 19,03%  |
| PFTS      | 315,05   | -0,27% | 0,46%  | -0,91%  | -21,39% |
| FTSE-100  | 6604,20  | -0,23% | 0,51%  | 2,84%   | 16,63%  |
| DAX       | 8299,73  | -1,17% | 0,35%  | 3,82%   | 26,41%  |
| China-AFF | 4162,52  | 0,09%  | 1,70%  | 8,70%   | 11,10%  |

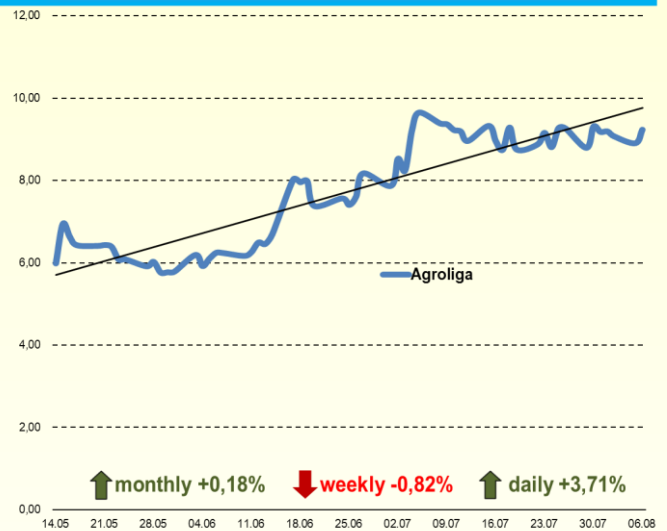
## Dynamics of Capitalization

| Parameter           | Ticker     | Last (06.08.2013),<br>M EUR | Daily change  | Weekly change | Monthly Change | Annual Change |
|---------------------|------------|-----------------------------|---------------|---------------|----------------|---------------|
| <b>UAIndex Cap.</b> | <b>UAI</b> | <b>4 298,97</b>             | <b>-0,16%</b> | <b>1,17%</b>  | <b>6,44%</b>   | <b>1,07%</b>  |
| Agrokultura AB      | AGRA       | 36,78                       | -0,94%        | -3,91%        | 0,97%          | -55,86%       |
| Sintal              | SNPS       | 1,81                        | 0,00%         | 0,00%         | -39,20%        | -81,00%       |
| MHP                 | MHPC       | 1 459,99                    | 0,08%         | 1,67%         | 3,01%          | 45,65%        |
| Kernel              | KER        | 987,29                      | -0,69%        | 1,18%         | 11,32%         | -17,90%       |
| Mriya               | MAYA       | 479,19                      | 0,00%         | 0,00%         | -2,38%         | -3,63%        |
| Agroton             | AGT        | 11,99                       | 0,41%         | 18,05%        | -6,43%         | -75,21%       |
| Astarta             | AST        | 431,54                      | 0,86%         | -2,12%        | 21,62%         | 23,93%        |
| Agrogeneration      | ALAGR      | 52,28                       | -0,67%        | 0,00%         | -3,87%         | -19,02%       |
| Avangard            | AVGR       | 459,86                      | -2,14%        | 3,34%         | 6,04%          | -11,17%       |
| Milkiland           | MLK        | 92,00                       | 1,64%         | 1,52%         | 11,40%         | -33,28%       |
| IMC                 | IMC        | 120,20                      | 1,92%         | 3,99%         | 17,90%         | 34,62%        |
| KSG                 | KSG        | 39,93                       | 0,50%         | 1,78%         | -8,70%         | -37,36%       |
| Ovostar             | OVO        | 111,16                      | 1,65%         | 1,64%         | 5,53%          | -12,62%       |
| Ukrproduct          | UKR        | 5,72                        | -2,31%        | -2,56%        | -3,08%         | -1,67%        |
| Agroliga            | AGLP       | 9,24                        | 3,71%         | -0,82%        | 0,18%          | 58,83%        |

Total Capitalization Break-Down, August 6th, 2013



Daily Highlight: Growth Leader: Agroliga (AGLP)



## **News and Updates**

### **New Chief Executive Officer was appointed at Agroton**

According to the official information released by Agroton, holding has a newly-appointed CEO, Larisa Orlova, replacing former CEO Tamara Lapta, who's been Agroton CEO since August 2011. Larisa Orlova has been with the company since 1999, starting as an accountant, later becoming a CFO of the holding, until being promoted recently. She will remain CEO of the company for the next 3 years, according to the contract. The change affected only Ukrainian subsidiary, while Agroton Public Limited, registered in Cyprus did not undergo any changes.

***UkrAgroConsult comment:*** New CEO of the company might indicate that its owners want to cater to the investors, which were not paid dividends lately due to Eurobonds' default of the company. The change is less likely to change company's business approach in the foreseeable future.

## Our Team

### Chief Editor

**Sergey Feofilov**

### Editor

**Bohdan Chomiak**

### Financial Market Analyst

**Alex Morgun**

### Ag Policy, Trade and Markets

**Tatiana Braginets**

### Head of forecast & analytic department

**Sveta Balandina**

### Analyst,S&D

**Elena Loshkareva**

### Grain market

**Liza Malyshko**

### Oil crops

**Julia Garkavenko**

### Livestock sector

**Olga Mozgovaya**

### Freight market

**Svetlana Malysh**

## Contact Information

Our address:

Of. 5, 29 V Timoshenko Str,  
Kyiv 205, 04205, Ukraine  
(+38 044) 451-46-34

Tel. +380 44 451 46 34 multichannel

e-mail: [periodicals@ukragroconsult.org](mailto:periodicals@ukragroconsult.org)

UAIndex: <http://www.uaindex.net/>

UkrAgroConsult: [www.ukragroconsult.com](http://www.ukragroconsult.com)

BlackSeagGrain: [www.blackseagrains.net](http://www.blackseagrains.net)

For information and feedback please do not hesitate to contact: [morgun@ukragroconsult.org](mailto:morgun@ukragroconsult.org)