

# AGRO-INVEST UAIndex

This material is copyrighted. Reproduction in any form including photocopies, facsimile, digital or electronic reproduction without the express written consent of UKRAGROCONSULT is strictly prohibited.

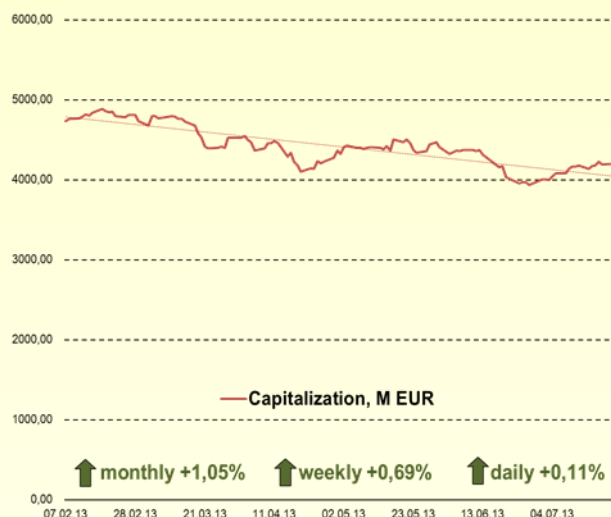
**Daily Issue, Wednesday, July 24<sup>th</sup>, 2013**

## Market Watch

On Tuesday, July 23<sup>rd</sup> UAIndex grew by +0.11%, ending the trading session with 4202,07. Ovostar Union released report for 6 months of 2013.

For the full version of daily report as well as other services of Agro Invest UAIndex, please subscribe to Daily UAIndex Issues by following the link: <http://www.uaindex.net/services>

## UAIndex: Annual Performance



## Best Performing Companies (Capitalization)

Company	Ticker	Last	Daily $\delta$	Volume
Agroton	AGT	9,17	12,18%	463 088
Astarta	AST	425,47	5,71%	67 324
Avangard	AVGR	425,35	4,01%	64 887

## Worst Performing Companies (Capitalization)

Company	Ticker	Last	Daily $\delta$	Volume
Ovostar	OVO	96,23	-4,17%	719
MHP	MHPC	1 410,04	-2,81%	53 211
Agrokultura AB	AGRA	37,44	-2,00%	14 000

## Volume Leaders (Trading volume)

Company	Ticker	Last	Daily $\delta$	Volume
Agroton	AGT	9,17	12,18%	463 088
Kernel	KER	992,19	0,66%	91 563
Astarta	AST	425,47	5,71%	67 324

## News and Updates

- Ovostar Union released report for 6 months of 2013.

## Currency Rates, EUR

	Last	Daily	Weekly	Monthly	Annual
PLN	4,21	-0,3%	-1,0%	-2,3%	-0,9%
GBP	0,86	-0,1%	-0,8%	0,4%	6,6%
USD	1,32	0,2%	0,4%	-0,3%	5,0%
SEK	8,54	-0,4%	-1,3%	-0,9%	-3,0%
UAH	10,60	0,1%	0,5%	-1,0%	-

## Commodity Prices

	Last	Daily	Weekly	Monthly	Annual
Crude oil	107,23	0,3%	0,7%	10,9%	27,6%
Wheat	653,60	-0,9%	-2,7%	-4,6%	0,6%
Corn	522,40	-3,4%	-26,4%	-18,8%	-14,7%
Soya	1462,40	-3,8%	-8,1%	-3,2%	2,0%
Sugar	475,00	0,6%	1,0%	0,4%	-22,3%

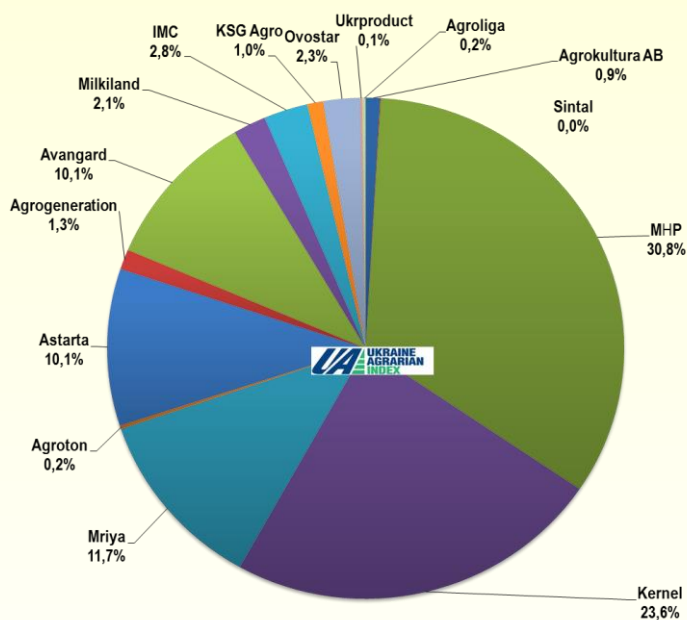
## Global Indices

	Last	Daily	Weekly	Monthly	Annual
UAIndex	4202,07	0,11%	0,69%	1,05%	3,15%
DJI	15567,74	0,14%	0,75%	1,63%	20,95%
WIG	46714,43	0,76%	1,21%	-2,92%	15,10%
PFTS	307,68	-0,04%	-1,67%	-0,45%	-15,81%
FTSE-100	6597,40	-0,39%	0,63%	3,50%	17,18%
DAX	8314,23	-0,20%	1,38%	1,03%	27,99%
China-AFF	4020,41	-1,14%	-2,24%	-1,05%	9,16%

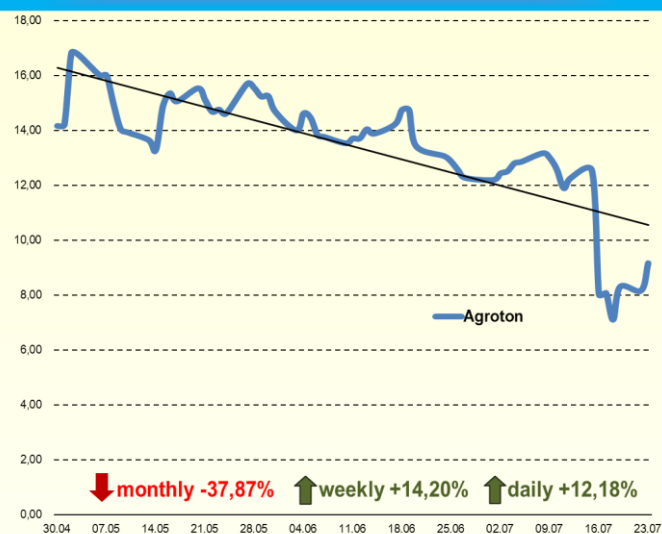
## Dynamics of Capitalization

Parameter	Ticker	Last (23.07.2013), M EUR	Daily change	Weekly change	Monthly Change	Annual Change
<b>UAIndex Cap.</b>	<b>UAI</b>	<b>4 202,07</b>	<b>0,11%</b>	<b>0,69%</b>	<b>1,05%</b>	<b>3,17%</b>
Agrokultura AB	AGRA	37,44	-2,00%	0,17%	-14,30%	-53,30%
Sintal	SNPS	1,81	0,00%	-39,20%	-24,00%	-83,20%
MHP	MHPC	1 410,04	-2,81%	-2,55%	-0,19%	42,24%
Kernel	KER	992,19	0,66%	-0,11%	1,67%	-12,71%
Mriya	MAYA	490,88	0,00%	0,00%	8,96%	4,76%
Agroton	AGT	9,17	12,18%	14,20%	-37,87%	-76,83%
Astarta	AST	425,47	5,71%	13,94%	9,79%	35,87%
Agrogeneration	ALAGR	54,04	1,32%	0,00%	-0,65%	-1,28%
Avangard	AVGR	425,35	4,01%	2,35%	-5,48%	-16,61%
Milkiland	MLK	86,79	3,36%	9,86%	-3,73%	-36,39%
IMC	IMC	116,16	-0,30%	2,09%	12,90%	50,96%
KSG	KSG	41,47	0,28%	2,31%	6,77%	-38,21%
Ovostar	OVO	96,23	-4,17%	-6,36%	-20,21%	-23,89%
Ukrproduct	UKR	5,88	0,17%	0,48%	-6,78%	2,64%
Agroliga	AGLP	9,16	3,17%	2,26%	15,11%	154,95%

Total Capitalization Break-Down, July 23rd, 2013



Daily Highlight: Growth Leader: Agroton (AGT)



## **News and Updates**

### **Ovostar Union released report for 6 months of 2013**

According to the official information released by the company, Ovostar Union increased its poultry stock by 26% to 4.4 million units, from 3.5 million units as of June 30, 2012. Egg production grew by 30% to 422 million pieces compared to H1 2012 of 324 million pieces. Egg sales grew by 14% to 257 million pieces from 226 million pieces during the same period last season. Sales price was 8% lower during the first 6 months of 2013 at UAH 0.60 apiece compared to UAH 0.66 apiece for the first 6 months of 2012. Ovostar Union processed 38% more eggs, measured at 136 million pieces compared to H1 2012. Investment strategy of the company is executed in accordance with the plan, as the company deployed additional 10.5 thousand tons of storage during H1 2013.

***UkrAgroConsult comment:*** Company is following its investment strategy, while constantly communicating its milestones and goals to the general public. We see such approach beneficial for the company in the long term, as even lower price per sales unit might lead to lower sales revenue growth, company's communication approach will not hurt company's image to potential investors.

## Our Team

### Chief Editor

**Sergey Feofilov**

### Editor

**Bohdan Chomiak**

### Financial Market Analyst

**Alex Morgun**

### Ag Policy, Trade and Markets

**Tatiana Braginets**

### Head of forecast & analytic department

**Sveta Balandina**

### Analyst,S&D

**Elena Loshkareva**

### Grain market

**Liza Malyshko**

### Oil crops

**Julia Garkavenko**

### Livestock sector

**Olga Mozgovaya**

### Freight market

**Svetlana Malysh**

## Contact Information

Our address:

Of. 5, 29 V Timoshenko Str,  
Kyiv 205, 04205, Ukraine  
(+38 044) 451-46-34

Tel. +380 44 451 46 34 multichannel

e-mail: [periodicals@ukragroconsult.org](mailto:periodicals@ukragroconsult.org)

UAIndex: <http://www.uaindex.net/>

UkrAgroConsult: [www.ukragroconsult.com](http://www.ukragroconsult.com)

BlackSeagGrain: [www.blackseagrains.net](http://www.blackseagrains.net)

For information and feedback please do not hesitate to contact: [morgun@ukragroconsult.org](mailto:morgun@ukragroconsult.org)