

AGRO-INVEST UAIndex

This material is copyrighted. Reproduction in any form including photocopies, facsimile, digital or electronic reproduction without the express written consent of UKRAGROCONSULT is strictly prohibited.

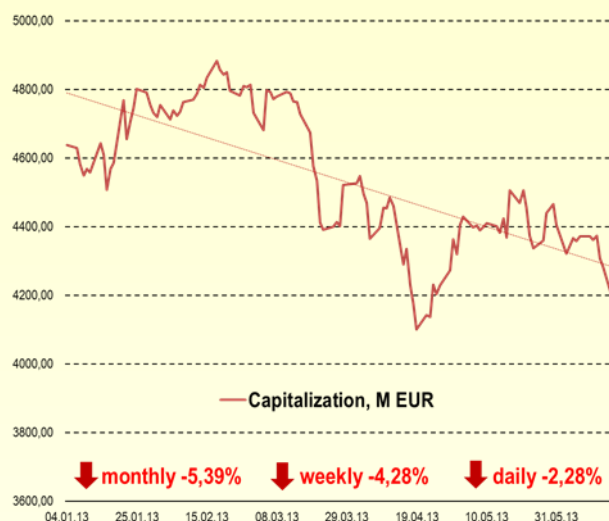
Daily Issue, Tuesday, June 18th, 2013

Market Watch

On Monday, June 17th UAIndex fell by -2.28%, ending the trading session with 4185,77. Updates to Ukrainian Agrarian Index.

For the full version of daily report as well as other services of Agro Invest UAIndex, please subscribe to Daily UAIndex Issues by following the link: <http://www.uaindex.net/services>

UAIndex: Annual Performance



Best Performing Companies (Capitalization)

Company	Ticker	Last	Daily δ	Volume
Agroliga	AGLP	8,03	19,89%	1 031
Agroton	AGT	14,23	2,48%	143 948
Agrogeneration	ALAGR	55,79	1,92%	340

Worst Performing Companies (Capitalization)

Company	Ticker	Last	Daily δ	Volume
Agrokultura AB	ALPA	41,14	-4,83%	26 122
IMC	IMC	102,41	-2,12%	1 220
Kernel	KER	959,93	-1,27%	125 566

Volume Leaders (Trading volume)

Company	Ticker	Last	Daily δ	Volume
Agroton	AGT	14,23	2,48%	143 948
Kernel	KER	959,93	-1,27%	125 566
Milkiland	MLK	89,74	-0,54%	81 058

News and Updates

- Updates to Ukrainian Agrarian Index.

Currency Rates, EUR

	Last	Daily	Weekly	Monthly	Annual
PLN	4,23	0,1%	-1,0%	1,5%	-2,4%
GBP	0,85	0,0%	-0,3%	0,3%	5,0%
USD	1,33	0,0%	0,5%	3,9%	4,3%
SEK	8,61	0,3%	-1,4%	0,2%	-5,6%
UAH	10,72	0,1%	0,7%	3,7%	-

Commodity Prices

	Last	Daily	Weekly	Monthly	Annual
Crude oil	97,77	-0,1%	4,8%	1,8%	5,3%
Wheat	680,40	0,0%	-4,0%	-2,3%	6,5%
Corn	668,40	2,0%	1,2%	-2,8%	7,8%
Soya	1512,40	-0,3%	-1,1%	1,6%	6,4%
Sugar	492,00	1,6%	3,2%	0,6%	-14,7%

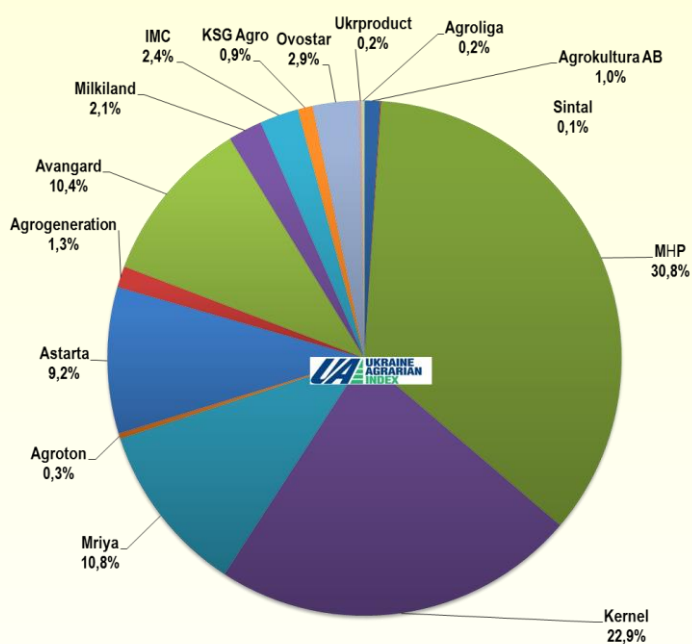
Global Indices

	Last	Daily	Weekly	Monthly	Annual
UAIndex	4185,77	-2,28%	-4,28%	-5,39%	4,13%
DJI	15179,85	0,73%	-0,39%	-0,63%	20,66%
WIG	48131,61	-0,29%	-0,75%	4,40%	27,80%
PFTS	307,00	0,00%	-0,31%	4,29%	-24,71%
FTSE-100	6330,50	0,35%	-1,09%	-5,42%	17,43%
DAX	8215,73	1,08%	-1,11%	-1,75%	28,43%
China-AFF	4052,34	-3,34%	-3,50%	-7,73%	10,21%

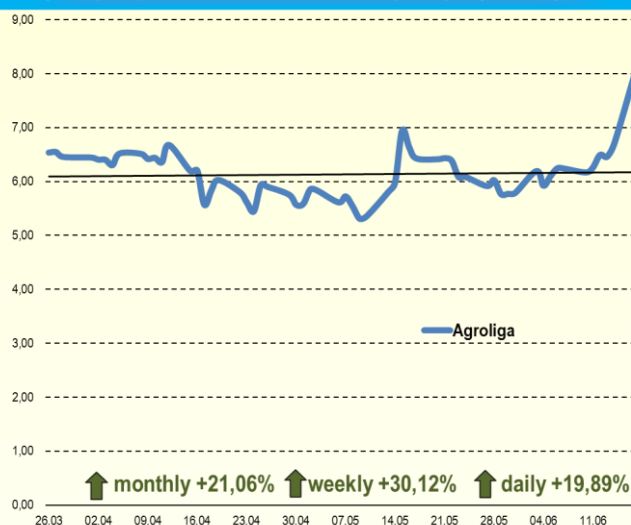
Dynamics of Capitalization

Parameter	Ticker	Last (17.06.2013), M EUR	Daily change	Weekly change	Monthly Change	Annual Change
UAIIndex Cap.	UAI	4 185,77	-2,28%	-4,28%	-5,39%	4,13%
Alpcot Agro	ALPA	41,14	-4,83%	-3,22%	-8,53%	-53,45%
Sintal	SNPS	2,39	0,00%	0,00%	-11,11%	-80,00%
MHP	MHPC	1 473,33	-0,61%	-2,55%	1,12%	56,03%
Kernel	KER	959,93	-1,27%	-6,69%	-15,00%	-4,45%
Mriya	MAYA	450,50	0,00%	0,00%	-2,08%	-16,86%
Agroton	AGT	14,23	2,48%	5,11%	-7,37%	-68,99%
Astarta	AST	384,27	-0,79%	0,66%	11,27%	33,56%
Agrogeneration	ALAGR	55,79	1,92%	0,63%	-0,62%	-8,62%
Avangard	AVGR	437,13	-0,98%	-8,22%	0,39%	-26,67%
Milkiland	MLK	89,74	-0,54%	5,73%	2,13%	-22,12%
IMC	IMC	102,41	-2,12%	7,95%	5,13%	45,05%
KSG	KSG	39,11	-0,09%	37,54%	27,65%	-38,81%
Ovostar	OVO	121,46	1,45%	0,91%	-2,05%	-2,28%
Ukrproduct	UKR	6,30	0,80%	0,77%	1,72%	5,19%
Agroliga	AGLP	8,03	19,89%	30,12%	21,06%	149,98%

Total Capitalization Break-Down, June 14th, 2013



Daily Highlight: Growth Leader: Agroliga (AGLP)



News and Updates

Updates to Ukrainian Agrarian Index

As the Q2 2013 is nearing the end, we have made several updates to Ukrainian Agrarian Index in general and to UAIndex Daily issue in particular. Back in April UAIndex reported on potential acquisition of Continental Farmers Group by Saudi company. The deal was closed in the end of May and company is no longer traded on London Stock Exchange as of the current week. Therefore, the company was excluded from UAIndex.

Alpcot Agro held shareholders meeting in June and it was decided to rename the company into Agrokultura AB. It is named properly in index as well. However, company's ticker remains ALPA on Vienna Stock Exchange. Finally due to calculation of UAIndex price per share formula, we find it irrelevant to indicate index share price on the same graph with capitalization. It is especially true when company like CFGP, hence overall number of shares declines, artificially driving index price up. Decline of capitalization on the other hand shows that less Ukrainian agrarian companies are funded by public funds from abroad, leading to certain conclusions.

These were the major changes to the Ukrainian Agrarian Index calculated by UkrAgroConsult as of June 18, 2013. Have a nice day, we are glad to hear your feedback.

Our Team

Chief Editor

Sergey Feofilov

Editor

Bohdan Chomiak

Financial Market Analyst

Alex Morgun

Ag Policy, Trade and Markets

Tatiana Braginets

Head of forecast & analytic department

Sveta Balandina

Analyst,S&D

Elena Loshkareva

Grain market

Liza Malyshko

Oil crops

Julia Garkavenko

Livestock sector

Olga Mozgovaya

Freight market

Svetlana Malysh

Contact Information

Our address:

Of. 5, 29 V Timoshenko Str,
Kyiv 205, 04205, Ukraine
(+38 044) 451-46-34

Tel. +380 44 451 46 34 multichannel

e-mail: periodicals@ukragroconsult.org

UAIndex: <http://www.uaindex.net/>

UkrAgroConsult: www.ukragroconsult.com

BlackSeagGrain: www.blackseagrains.net

For information and feedback please do not hesitate to contact: morgun@ukragroconsult.org