

AGRO-INVEST UAIndex

This material is copyrighted. Reproduction in any form including photocopies, facsimile, digital or electronic reproduction without the express written consent of UKRAGROCONSULT is strictly prohibited.

Daily Issue, Tuesday, May 28th, 2013

Market Watch

On Monday, May 27th UAIndex fell by +0.50%, ending the trading session with 4337,43. Ukraine's grain exports increased by 11.2%.

For the full version of daily report as well as other services of Agro Invest UAIndex, please subscribe to Daily UAIndex Issues by following the link: <http://www.uaindex.net/services>

Best Performing Companies (Capitalization)

Company	Ticker	Last	Daily δ	Volume
Agroton	AGT	15,71	7,43%	174 559
Kernel	KER	1 092,27	2,51%	299 695
Milkiland	MLK	76,76	1,63%	10 603

Worst Performing Companies (Capitalization)

Company	Ticker	Last	Daily δ	Volume
Agroliga	AGLP	5,91	-2,76%	425
Ovostar	OVO	121,49	-2,18%	54
Astarta	AST	337,17	-1,99%	172

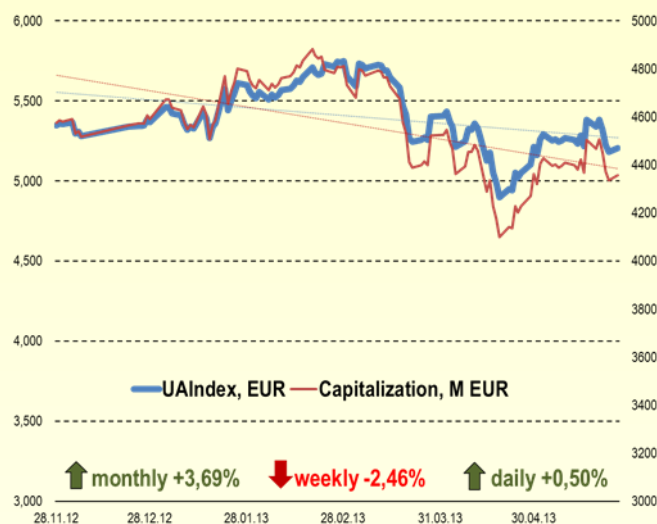
Volume Leaders (Trading volume)

Company	Ticker	Last	Daily δ	Volume
Kernel	KER	1 092,27	2,51%	299 695
Agroton	AGT	15,71	7,43%	174 559
Agrogeneration	ALAGR	55,79	0,00%	58 981

News and Updates

- Ukraine's grain exports increased by 11.2%.

UAIndex: Annual Performance



Currency Rates, EUR

	Last	Daily	Weekly	Monthly	Annual
PLN	4,19	0,0%	0,3%	0,9%	0,3%
GBP	0,86	0,1%	0,9%	1,6%	4,9%
USD	1,29	0,0%	0,4%	-0,7%	-2,0%
SEK	8,59	0,0%	0,3%	0,3%	-3,2%
UAH	10,41	0,0%	0,4%	-0,3%	-

Commodity Prices

	Last	Daily	Weekly	Monthly	Annual
Crude oil	94,15	0,0%	-0,1%	7,0%	-8,7%
Wheat	697,40	0,0%	-0,6%	-1,6%	11,6%
Corn	657,20	0,0%	-7,0%	0,8%	5,6%
Soya	1476,20	0,0%	-3,2%	3,4%	2,7%
Sugar	476,40	0,0%	-0,3%	-6,4%	-17,3%

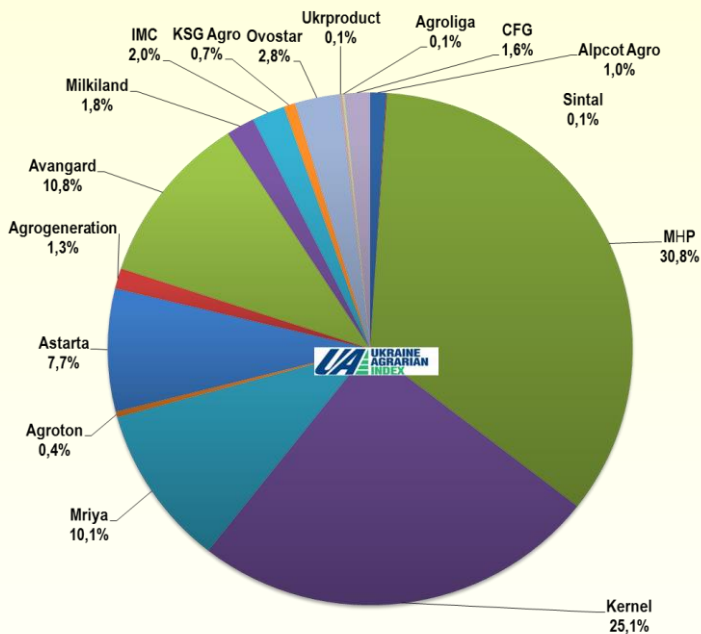
Global Indices

	Last	Daily	Weekly	Monthly	Annual
UAIndex	4359,11	0,50%	-2,46%	3,69%	-8,77%
DJI	15303,10	0,00%	-0,21%	4,10%	19,23%
WIG	47277,10	2,45%	2,68%	8,73%	20,68%
PFTS	302,25	-0,35%	1,94%	1,45%	-39,29%
FTSE-100	6654,30	0,00%	-1,50%	3,29%	20,33%
DAX	8383,30	0,94%	-0,86%	7,03%	29,47%
China-AFF	4398,61	0,00%	0,04%	0,41%	9,41%

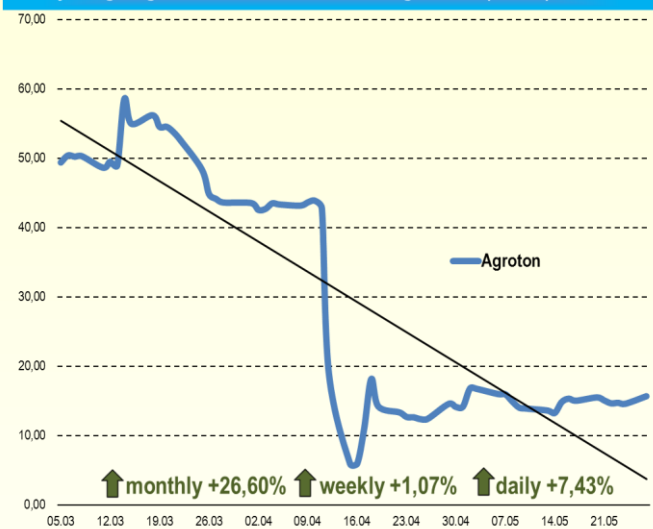
Dynamics of Capitalization

Parameter	Ticker	Last (27.05.2013), M EUR	Daily change	Weekly change	Monthly Change	Annual Change
UAIndex Cap.	UAI	4 359,11	0,50%	-2,46%	3,69%	-8,77%
Alpcot Agro	ALPA	42,71	-0,33%	-2,72%	-5,08%	-52,07%
Sintal	SNPS	2,39	0,00%	-11,11%	-11,11%	-83,05%
MHP	MHPC	1 503,43	0,22%	-1,20%	-2,79%	35,06%
Kernel	KER	1 092,27	2,51%	-7,49%	13,02%	-15,01%
Mriya	MAYA	440,94	0,00%	-1,19%	-4,38%	-24,55%
Agroton	AGT	15,71	7,43%	1,07%	26,60%	-81,00%
Astarta	AST	337,17	-1,99%	-2,76%	20,04%	-7,29%
Agrogeneration	ALAGR	55,79	0,00%	0,00%	-0,62%	-13,11%
Avangard	AVGR	471,09	0,22%	4,98%	12,99%	-29,88%
Milkiland	MLK	76,76	1,63%	-6,69%	-7,97%	-45,86%
IMC	IMC	88,31	-1,75%	0,08%	-11,58%	7,46%
KSG	KSG	30,62	-0,57%	-5,85%	-5,98%	-58,49%
Ovostar	OVO	121,49	-2,18%	-0,96%	1,45%	-15,08%
Ukrproduct	UKR	6,15	-0,09%	6,87%	1,71%	-11,66%
Agroliga	AGLP	5,91	-2,76%	-7,76%	-0,35%	28,93%
Continental FG	CFGP	68,36	-0,09%	-1,19%	0,13%	43,39%

Total Capitalization Break-Down, May 27th, 2012



Daily Highlight: Growth Leader: Agroton (AGT)



News and Updates

Ukraine's grain exports increased by 11.2%

According to official information released by Ministry of Agrarian Policy and Food of Ukraine, as of May 24, 2013 Ukraine has exported 21.6 million tons of grain during 2012-2013 marketing year, which is 11.2% higher compared to the same period last year. Wheat exports are measured at 6.63 million tons in 2012-2013 season compared to 4.67 million tons during 2011-2012 season, corn reached 12.6 million tons compared to 12.7 million tons during the previous season, while barley is 2.05 million tons compared to 2.4 million tons last season. Grain exports in May were measured at 700 thousand tons as 595 thousand of corn and 98.5 thousand tons of wheat were exported.

Ministry of Agrarian Policy and Food of Ukraine and grain exporters agreed regarding the limits of grain volume to be exported next season. Last wheat volume was set at 6.6 million tons.

AgroInvest comment: *due to the agreement reached between the Ministry and exporters we think that the agreement might lead to the situation when no exports bans are imposed next season.*

Our Team

Chief Editor

Sergey Feofilov

Editor

Bohdan Chomiak

Financial Market Analyst

Alex Morgun

Ag Policy, Trade and Markets

Tatiana Braginets

Head of forecast & analytic department

Sveta Balandina

Analyst,S&D

Elena Loshkareva

Grain market

Liza Malyshko

Oil crops

Julia Garkavenko

Livestock sector

Olga Mozgovaya

Freight market

Svetlana Malysh

Contact Information

Our address:

Of. 5, 29 V Timoshenko Str,
Kyiv 205, 04205, Ukraine
(+38 044) 451-46-34

Tel. +380 44 451 46 34 multichannel

e-mail: periodicals@ukragroconsult.org

UAIndex: <http://www.uaindex.net/>

UkrAgroConsult: www.ukragroconsult.com

BlackSeagGrain: www.blackseagrain.net

For information and feedback please do not hesitate to contact: morgun@ukragroconsult.org