

AGRO-INVEST UAIndex

This material is copyrighted. Reproduction in any form including photocopies, facsimile, digital or electronic reproduction without the express written consent of UKRAGROCONSULT is strictly prohibited.

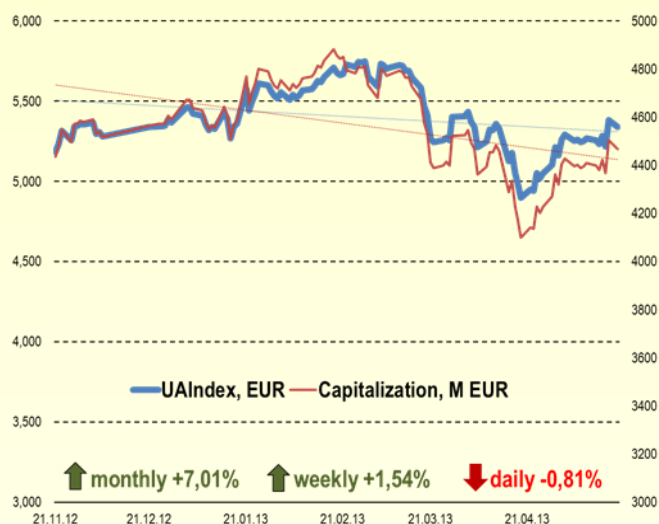
Daily Issue, Tuesday, May 21st, 2013

Market Watch

On Monday, May 20th UAIndex fell by -0.81%, ending the trading session with 4469,02. Ukraine has exported 2.26 million tons of sunflower oil during 2012/2013 season.

For the full version of daily report as well as other services of Agro Invest UAIndex, please subscribe to Daily UAIndex Issues by following the link: <http://www.uaindex.net/services>

UAIndex: Annual Performance



Best Performing Companies (Capitalization)

Company	Ticker	Last	Daily δ	Volume
KSG Agro	KSG	32,52	3,85%	12 923
Agroton	AGT	15,55	3,19%	427 225
Agrogeneration	ALAGR	55,79	1,92%	46 878

Worst Performing Companies (Capitalization)

Company	Ticker	Last	Daily δ	Volume
IMC	IMC	88,24	-9,81%	4 902
Ukrproduct	UKR	5,76	-7,28%	0
MHP	MHPC	1 521,66	-2,55%	57 151

Volume Leaders (Trading volume)

Company	Ticker	Last	Daily δ	Volume
Agroton	AGT	15,55	3,19%	427 225
Alpcot Agro	ALPA	43,91	-1,07%	70 190
MHP	MHPC	1 521,66	-2,55%	57 151

News and Updates

- Ukraine has exported 2.26 million tons of sunflower oil during 2012/2013 season.

Currency Rates, EUR

	Last	Daily	Weekly	Monthly	Annual
PLN	4,17	0,1%	0,3%	1,8%	-0,2%
GBP	0,85	-0,1%	-0,5%	-1,3%	3,3%
USD	1,29	0,1%	-1,0%	-1,5%	-2,0%
SEK	8,58	-0,1%	-0,3%	0,5%	-3,0%
UAH	10,35	0,1%	-0,7%	-1,5%	-

Commodity Prices

	Last	Daily	Weekly	Monthly	Annual
Crude oil	96,71	0,7%	1,1%	5,9%	-6,0%
Wheat	685,20	0,3%	-2,0%	-4,1%	11,2%
Corn	649,40	-0,5%	-4,0%	-1,4%	4,2%
Soya	1464,40	1,1%	0,1%	3,6%	3,1%
Sugar	474,40	-0,6%	-4,0%	-5,5%	-24,0%

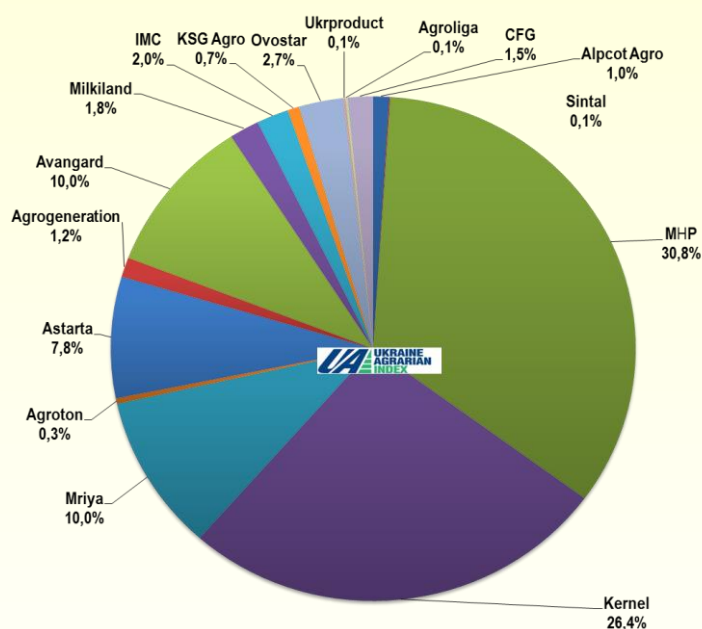
Global Indices

	Last	Daily	Weekly	Monthly	Annual
UAIndex	4469,02	-0,81%	1,54%	7,01%	-9,27%
DJI	15335,28	-0,12%	1,61%	5,49%	15,58%
WIG	46041,35	-0,08%	1,84%	6,17%	14,77%
PFTS	296,49	0,92%	-0,03%	2,88%	-44,07%
FTSE-100	6755,60	0,48%	1,87%	8,20%	17,32%
DAX	8455,83	0,69%	2,13%	13,14%	26,00%
China-AFF	4396,90	0,00%	-2,32%	4,06%	6,89%

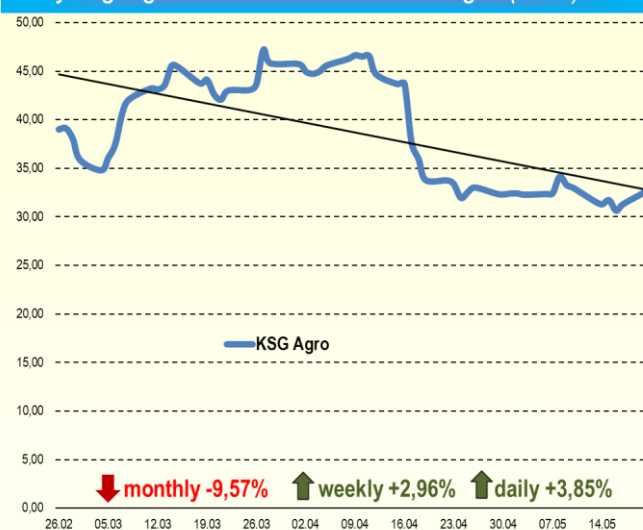
Dynamics of Capitalization

Parameter	Ticker	Last (20.05.2013), M EUR	Daily change	Weekly change	Monthly Change	Annual Change
UAIndex Cap.	UAI	4 469,02	-0,81%	1,54%	7,01%	-9,27%
Alpcot Agro	ALPA	43,91	-1,07%	-5,24%	-11,53%	-50,76%
Sintal	SNPS	2,69	0,00%	0,00%	0,00%	-83,93%
MHP	MHPC	1 521,66	-2,55%	1,16%	8,46%	33,08%
Kernel	KER	1 180,66	1,37%	5,45%	13,87%	-12,47%
Mriya	MAYA	446,25	-2,33%	-3,00%	-3,23%	-25,00%
Agroton	AGT	15,55	3,19%	13,84%	-14,54%	-83,16%
Astarta	AST	346,72	0,65%	4,23%	13,50%	-5,05%
Agrogeneration	ALAGR	55,79	1,92%	-0,62%	-0,62%	-15,87%
Avangard	AVGR	448,74	1,24%	3,65%	9,16%	-34,93%
Milkiland	MLK	82,27	-2,38%	-10,37%	-9,83%	-40,13%
IMC	IMC	88,24	-9,81%	-12,01%	-12,42%	5,80%
KSG	KSG	32,52	3,85%	2,96%	-9,57%	-59,01%
Ovostar	OVO	122,67	-0,25%	-4,14%	-1,15%	-17,71%
Ukrproduct	UKR	5,76	-7,28%	-7,46%	-4,59%	-9,71%
Agroliga	AGLP	6,41	-0,25%	10,55%	9,83%	43,61%
Continental FG	CFGP	69,19	0,28%	0,09%	1,60%	43,93%

Total Capitalization Break-Down, May 20th, 2012



Daily Highlight: Growth Leader: KSG Agro (KSG)



News and Updates

Ukraine has exported 2.26 million tons of sunflower oil during 2012/2013 season

According to the official information released by the Ministry of Economic Development of Ukraine Ukraine has exported 2.26 million tons of sunflower oil during 2012-2013 marketing year. The data was published on official website of Ministry earlier this month. Ukraine has produced 2.64 million tons of sunflower oil since September 2012. Ministry forecasts sunflower oil production reach 3.5 million tons during 2012-2013 marketing year with 3.1 million tons exported.

AgroInvest comment: *sunflower oil production has been amongst most profitable in 2012, according to the Ministry of Statistics compared to other agricultural businesses. We expect financial indicators of companies involved in the business to grow proportionately to production volume.*

Our Team

Chief Editor

Sergey Feofilov

Editor

Bohdan Chomiak

Financial Market Analyst

Alex Morgun

Ag Policy, Trade and Markets

Tatiana Braginets

Head of forecast & analytic department

Sveta Balandina

Analyst,S&D

Elena Loshkareva

Grain market

Liza Malyshko

Oil crops

Julia Garkavenko

Livestock sector

Olga Mozgovaya

Freight market

Svetlana Malysh

Contact Information

Our address:

Of. 5, 29 V Timoshenko Str,
Kyiv 205, 04205, Ukraine
(+38 044) 451-46-34

Tel. +380 44 451 46 34 multichannel

e-mail: periodicals@ukragroconsult.org

UAIndex: <http://www.uaindex.net/>

UkrAgroConsult: www.ukragroconsult.com

BlackSeagGrain: www.blackseagrain.net

For information and feedback please do not hesitate to contact: morgun@ukragroconsult.org