

AGRO-INVEST UAIndex

This material is copyrighted. Reproduction in any form including photocopies, facsimile, digital or electronic reproduction without the express written consent of UKRAGROCONSULT is strictly prohibited.

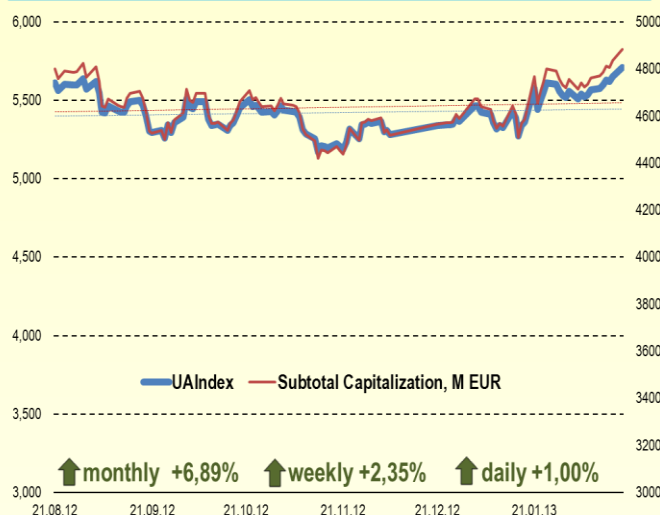
Daily Issue, Tuesday, February 19th, 2013

Market Watch

On Monday, February 18th UAIndex grew by +1.00%, ending the trading session with 4883,47. Milk consumption in Ukraine grew by 4% in 2012.

For the full version of daily report as well as other services of Agro Invest UAIndex, please subscribe to Daily UAIndex Issues by following the link: <http://www.uaindex.net/services>

UAIndex: Annual Performance



Best Performing Companies (Capitalization)

Company	Ticker	Last	Daily δ	Volume
MHP	MHPC	1 536,12	2,82%	146 806
Agroton	AGT	53,30	2,11%	3 487
Mriya	MAYA	515,31	2,11%	40 000

Worst Performing Companies (Capitalization)

Company	Ticker	Last	Daily δ	Volume
Agroliga	AGLP	6,70	-5,95%	459
Astarta	AST	378,29	-4,43%	21 550
Ukrproduct	UKR	5,64	-3,15%	0

Volume Leaders (Trading volume)

Company	Ticker	Last	Daily δ	Volume
Milkiland	MLK	115,21	0,77%	223 428
Alpcot Agro	ALPA	59,89	-0,21%	149 528
MHP	MHPC	1 536,12	2,82%	146 806

News and Updates

- Milk consumption in Ukraine grew by 4% in 2012.

Currency Rates, EUR

	Last	Daily	Weekly	Monthly	Annual
PLN	4,19	0,0%	0,9%	0,9%	-2,8%
GBP	0,86	0,2%	1,4%	2,7%	3,0%
USD	1,33	-0,1%	-0,3%	0,2%	3,0%
SEK	8,45	0,1%	-1,6%	-2,5%	-3,7%

Commodity Prices

	Last	Daily	Weekly	Monthly	Annual
Crude oil	95,86	0,0%	-1,2%	1,7%	-2,6%
Wheat	742,20	0,0%	0,1%	-5,5%	21,6%
Corn	698,60	0,0%	-0,5%	-4,5%	14,3%
Soya	1424,40	0,0%	-0,5%	-0,8%	20,0%
Sugar	497,90	1,6%	-0,4%	-0,3%	-22,9%

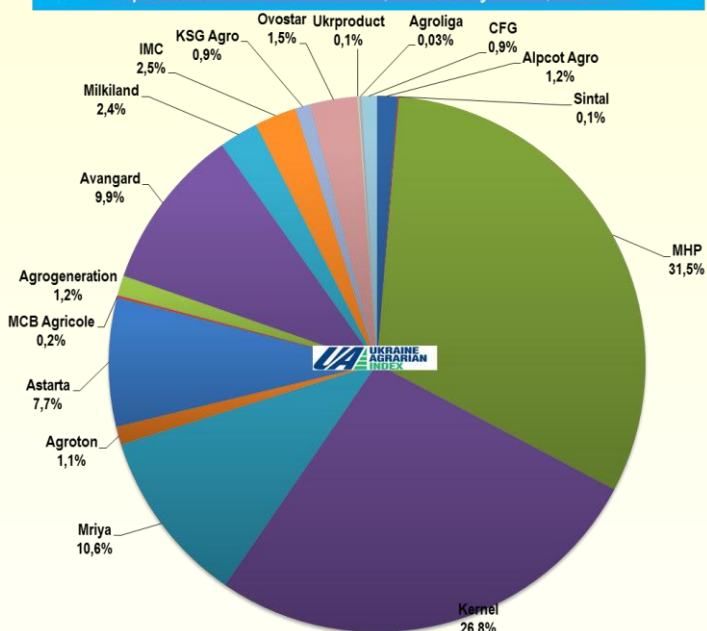
Global Indices

	Last	Daily	Weekly	Monthly	Annual
UAIndex	4883,47	1,00%	2,35%	6,89%	13,99%
DJI	13981,76	0,00%	0,08%	2,84%	10,68%
WIG	46508,27	0,30%	-0,60%	-2,42%	13,64%
PFTS	353,35	1,27%	-1,87%	10,96%	-36,99%
FTSE-100	6318,20	-0,16%	0,65%	3,03%	9,19%
DAX	7628,73	0,46%	-0,07%	-1,38%	17,25%
China-AFF	4678,21	-0,27%	1,37%	-0,66%	101,72%

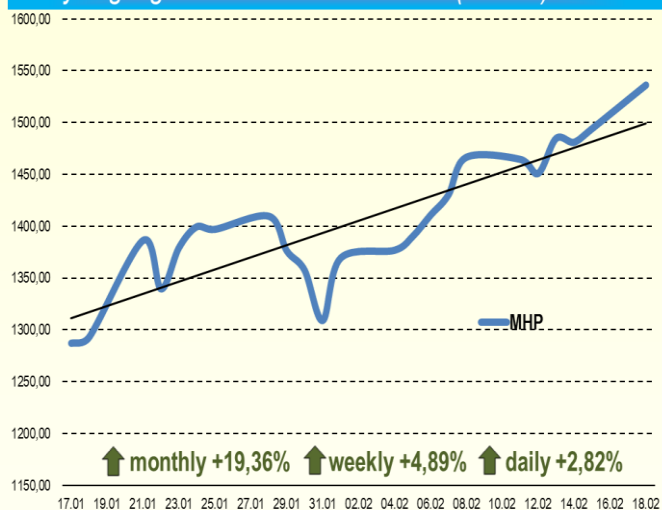
Dynamics of Capitalization

Parameter	Ticker	Last (18.02.2013), M EUR	Daily change	Weekly change	Monthly Change	Annual Change
UAIIndex	UAI	4 883,47	1,00%	2,35%	6,89%	13,99%
Alpcot Agro	ALPA	59,89	-0,21%	1,81%	-15,29%	-
Sintal	SNPS	3,34	0,00%	32,70%	21,74%	-77,24%
MHP	MHPC	1 536,12	2,82%	4,89%	19,36%	42,43%
Kernel	KER	1 310,44	0,85%	4,10%	7,79%	2,01%
Mriya	MAYA	515,31	2,11%	2,11%	1,04%	3,19%
Agroton	AGT	53,30	2,11%	-2,74%	-2,31%	-48,80%
Astarta	AST	378,29	-4,43%	-2,11%	11,08%	12,25%
MCB Agricole	4GW1	7,40	0,00%	0,00%	0,00%	-72,08%
Agrogeneration	ALAGR	58,95	0,00%	0,00%	-2,89%	-16,83%
Avangard	AVGR	481,33	0,41%	-1,75%	-12,50%	30,84%
Milkiland	MLK	115,21	0,77%	-0,67%	-2,22%	-1,83%
IMC	IMC	122,91	-0,13%	0,73%	2,83%	79,34%
KSG	KSG	44,82	0,12%	-0,89%	-6,21%	-44,32%
Ovostar	OVO	138,35	-0,50%	-2,64%	7,96%	3,63%
Ukrproduct	UKR	5,64	-3,15%	1,10%	-5,45%	-20,18%
Agroliga	AGLP	6,70	-5,95%	-14,43%	17,86%	55,61%
Continental FG	CFGP	45,47	-0,15%	-0,29%	2,69%	-4,83%

Total Capitalization Break-Down, February 18th, 2012



Daily Highlight: Growth Leader: MHP (MHPC)



News and Updates

Milk consumption in Ukraine grew by 4% in 2012

According to the official information released by Ukrainian Ministry of Statistics milk consumption grew by 4% in 2012. Milk producers expect this trend to continue at least until 2017. 2012 was the first year since 2008 when national consumption of milk and milk products increased. According to Vadym Chagarovskiy, Head of Milk Producers Union and director of milk production plant in Bila Cerkva, 4.8 million tons of milk were processed in 2012 compared to 4.6 million tons in 2011. Such situation enables potential for large growth, as Belarus has processed 6.2 million tons of milk in 2012. Further growth will be stimulated by relatively stable price levels, with a solid upwards tendency.

AgroInvest comment: *Ukraine also has large potential in terms of improvement of milk quality. Production costs of milk in Ukraine and Germany are at approximately similar levels, however quality is significantly higher in Germany.*

Our Team

Chief Editor

Sergey Feofilov

Editor

Bohdan Chomiak

Financial Market Analyst

Alex Morgun

Ag Policy, Trade and Markets

Tatiana Braginets

Head of forecast & analytic department

Sveta Balandina

Analyst,S&D

Elena Loshkareva

Grain market

Liza Malyshko

Oil crops

Julia Garkavenko

Livestock sector

Olga Mozgovaya

Freight market

Svetlana Malysh

Contact Information

Our address:

Of. 5, 29 V Timoshenko Str,
Kyiv 205, 04205, Ukraine
(+38 044) 451-46-34

Tel. +380 44 451 46 34 multichannel

e-mail: periodicals@ukragroconsult.org

UAIndex: <http://www.uaindex.net/>

UkrAgroConsult: www.ukragroconsult.com

BlackSeagGrain: www.blackseagrain.net

For information and feedback please do not hesitate to contact: morgun@ukragroconsult.org